

twinbusch.co.uk



 Product line

*Quality  
that convinces!*



- ✓ Quality
- ✓ Safety
- ✓ Efficiency



2-Post-lift



Wheel  
balancer



Tyre  
changer



Computerized  
wheel alignment



1-Post-lift



4-Post-lift



Scissor  
lifts



Brake  
testers



Workshop  
equipment

...and much more!

Since 1997, your expert for automotive workshop equipment!





Sales



Consultation



Showroom



Department



Even pick up



Assembly and delivery service



After Sales Service



Service workshop



Technical support



Large spare parts department



Individual training



24h Online shopping



Worldwide shipment



Leasing and financing



Product development



Exhibitions and events



Service downloads

## Welcome to Twin Busch,

Your reliable and competent partner for garage equipment.

Founded in 1997, Twin Busch GmbH is a middle-sized company with its headquarters in Bensheim Germany and subsidiaries in D-14974 Ludwigsfelde (Berlin), Ruhrgebiet (D-45478 Mülheim), F-67620 Soufflenheim (France), E-08520 Les Franqueses del Vallés / Barcelona (Spain), NL-7442DE Nijverdal (Netherlands), RO-330037 Deva/Hunedoara (Romania), RO-077010 Ilfov/Bukarest (Romania), NN16 8PS, Kettering (England) and in North Las Vegas, NV 89030 (USA).

With pride we look back on our long and successful corporate history.

After the expansion of our headquarters in September 2011, we are now able to offer our customers an even larger selection of equipment, with a warehouse capacity of more than 6500 m² and a representative display of all our products!

Our focus is on lifting- and tyre changing equipment. Besides automotive lifts (two-post lifts, scissor lifts, one-post lifts, four-post lifts, in-ground lifts and HGV lifts), tyre changers and wheel balancers we offer many more innovative products related to garage and shop equipment.

Twin Busch represents the highest quality, at value for money prices. Best possible service and customer satisfaction are matters particularly close to our hearts. Our qualified staff will assist you with support and advice. We also offer individual user training.

As our company motto suggests "Quality that convinces" our products are constantly tested for their quality, efficiency and reliability. Of course our products meet the European Standards (CE).

Our customers are gladly welcome to visit our showrooms here in D-64625 Bensheim (Germany), D-14974 Ludwigsfelde (Berlin / Germany), Ruhrgebiet (D-45478 Mülheim / Germany), F-67620 Soufflenheim (France), NL-7442DE Nijverdal (Netherlands), E-08520 Les Franqueses del Vallés / Barcelona (Spain), RO-330037 Deva/Hunedoara (Romania), NN16 8PS, Kettering (England) and in North Las Vegas, NV 89030 (USA).

We invite you to convince yourself. Our employees will be pleased to offer advice.

Visit our online shop [www.twinbusch.co.uk](http://www.twinbusch.co.uk) to find out more about us. Here you will also find our complete product range, special offers, instructional videos, handbooks and much, much more. You will be surprised!

Our large warehouse allows us to keep a constant stock of more than 1200 lifts, 1500 wheel balancers and tyre changers, as well as a huge selection of other garage equipment and accessories.

Daily collections by our freight forwarding company allow Twin Busch to dispatch international and global orders speedily. With our own trucks we also make regional deliveries.

Of course it is also possible for our customers to pick-up themselves.

Furthermore, Twin Busch maintains a large spare parts department with an adjoining workshop.

Qualified service personnel are always on hand to offer help and advice.

We do not only guide you through the buying process, at Twin Busch we consider after sales service to be equally important.

Working closely together with wholesalers and distributors all over Europe, Twin Busch is proud of a large and satisfied customer base. We believe that trust and fairness are the foundations of a good working relationship.

We look forward to your visit!

Yours  
Sincerely

Twin Busch team



Gabi and  
Harald Busch  
Management



Dennis and  
Marc Busch  
Management

**We are always  
there for you!**

**Monday to Friday:  
9 am to 6 pm  
Saturday:  
10 am to 1 pm**



**Onlineshop: [www.twinbusch.co.uk](http://www.twinbusch.co.uk) (E-Mail: [info@twinbusch.co.uk](mailto:info@twinbusch.co.uk))**

TWIN BUSCH UK LTD | 9, Linnell Way | Telford Way Industrial Estate | NN16 8PS, Kettering (Northants) | +44 (0) 1536 522 960





Headquarters  
Bensheim



Showroom | Bensheim



Showroom | Bensheim



Department | Bensheim



#### Our service. Your benefit











- Large showrooms
- Daily worldwide shipment
- Customer collection possible
- Customer-oriented and competent
- Large stock
- Service workshop
- Large spare parts department
- Field installation at fair prices
- Individual training
- Exhibitions and events
- Leasing







## A guide to our products...

	<b>Data table   Sales advice (Reference/infos &gt; 2-Post-Lift)</b> .....	6
	Garage Model - BASIC Line   4.2 t (Item No.: TW 242 G) .....	7
	BASIC Line   4.2 t (Item No.: TW 242 A) .....	8
	BASIC Line   4.2 t (Item No.: TW 242 E) .....	9
	PROFI Line   3.6 t (Item No.: TW 236 PE) .....	10
	PROFI Line   3.6 t   clear floor (Item No.: TW 236 PE B3.9) .....	11
	PROFI Line   4.2 t (Item No.: TW 242 PE) .....	12
	PROFI Line   4.2 t   clear floor (Item No.: TW 242 PE B4.3) .....	13
	HEAVY Line   5.0 t (Item No.: TW 250) .....	14
	HEAVY Line   5.0 t   clear floor (Item No.: TW 250 B4.5) .....	15
	HEAVY Line   6.0 t (Item No.: TW 260) .....	16
	HEAVY Line   6.0 t   clear floor (Item No.: TW 260 B4.5) .....	17
	1-Post-Lift   2.5 t   fixed (Item No.: TW 125 F) .....	18
	1-Post-Lift   2.5 t   ultraflat   mobil (Item No.: TW 125 M) .....	19
	Scissor lift   4.0 t   over floor (Item No.: TW SA-40-V2) .....	20
	Scissor lift   4.2 t   under floor (Item No.: TW SA-42U-V2) .....	21
	Scissor lift   5.5 t   over floor and under floor (Item No.: TW SA-55G) .....	22
	Scissor lift   3.0 t   under floor (Item No.: TW S3-18 U) .....	23
	Scissor lift   3.0 t   over floor (Item No.: TW S3-19) .....	24
	Scissor lift   3.0 t (Item No.: TW S3-10 E) .....	25
	4-Post-parking lift   3.6 t   Blue (Item No.: TW 436P-D2) or anthrazite (Item No.: TW436P-D2-G) .....	26
	4-Post-parking lift   3.6 t   Blue (Item No.: TW 436P) or anthrazite (Item No.: TW436P-G) .....	27
	4-Post-Lift   4.5 t (Item No.: TW 445) .....	28
	HGV lift   22 t (Item No.: TW 550-4) or 33 t (Item No.: TW 550-6) .....	29
	HGV lift   30 t (Item No.: TW 575-4) or 45 t (Item No.: TW 575-6) .....	29
	Motorcycle lift   TWM-02 (500 kg) .....	30
	Special adapters   Hydraulic oil   Turntables   Jacking beam and many more .....	31-32
	Computerized wheel alignment system (Item No.: TW 115) .....	33

### Quality that convinces...





Complex production processes, Quality control and final inspection checks guarantee the high quality of all Twin Busch products. Satisfied customers around the world, speak for themselves. Your TWIN BUSCH-team, is always pleased to offer advice.

**Onlineshop: [www.twinbusch.co.uk](http://www.twinbusch.co.uk) (E-Mail: [info@twinbusch.co.uk](mailto:info@twinbusch.co.uk))**

TWIN BUSCH UK LTD | 9, Linnell Way | Telford Way Industrial Estate | NN16 8PS, Kettering (Northants) | +44 (0) 1536 522 960



## ...Index

	Tyre changer Basic Line (Item No.: TW X-610).....	34
	Tyre changer   Semi-automatic swing-arm design (Item No.: TW X-11) .....	35
	Tyre changer (Item No.: TW X-93) .....	36
	Tyre changer   Semi-automatic swing-arm design (Item No.: TW X-98) .....	37
	Tyre changer   Certified through the WDK (Item No.: TW X-36 WDK) .....	38-39
	Tyre changer   automatic (Item No.: TW X-31 or TW X-36) .....	40
	HGV tyre changer 14" - 26" (Item No.: TW X-00 T) .....	41
	HGV tyre changer 14" - 42" (Item No.: TW X-60 T) .....	42
	HGV tyre changer 14" - 56" (Item No.: TW X-80 T) .....	43
	<b>Data table   Sales advice (Reference/infos &gt; Tyre changer)</b> .....	44
	Accessories for your tyre changer .....	44
	Wheel balancer Basic Line (Item No.: TW F-150).....	45
	Wheel balancer (Item No.: TW F-00) .....	46
	Wheel balancer (Item No.: TW F-23) .....	47
	Wheel balancer (Item No.: TW F-95) .....	48
	HGV wheel balancer (Item No.: TW F-50 T) .....	49
	Wheel balancer / hand operated (Item No.: TW F-100).....	50
	<b>Data table   Sales advice (Reference/infos &gt; Wheel balancer)</b> .....	51
	Accessories for wheel balancers.....	51
	Compressors (TW 2801S   TW 2001L   TW 2805L   TW 2822L   TW 2833LS) .....	52
	Mobile Bluetooth Diagnosis system (Item No: TW DT-10) .....	53
	Air condition service apparatus TW AC-300 R / TW AC-300 YF .....	54
	Headlight tester   Profi Workshop Tool cabinet .....	55-56
	Tool trolleys (TW 07G   TW 014G   TW 07L   TW 014L) .....	57
	Impact wrench   Motor crane   Motor balancer   Transmission jack and many more.....	58
	Waste oil extractor   Jack   Hydraulic press   Shelf system and many more.....	59
	Product Development   Accessories and parts storage   Service workshop   Motor sport   Online shop   Logistics   Training room.....	60-61
	Press releases and reviews   Referencen   TV-events   Assembly service   Fairs   Events .....	62-63

## ...Impressions of our production process!





**BASIC-LINE**Page  
07-09**Garage model - Basic-Line-Series > 4200 kg (TW 242 G)**

Our garage model has been especially developed to fit inside the average size private garage.

Based on our popular TW 242 A the TW 242 G has a reduced height of 2,30 m and a width a little under 3 meters.

**Basic-Line-Series > 4200 kg (TW 242 A / TW 242 E)**

The Basic-Line model range offers you a good start with 2-post lifts, in spite of the very reasonable price, the Basic Line series model provides a high professional level for everyday use, by creating high load capacity of **4200 kg**. It is possible to lift compact cars, sports cars and SUVs to vans with short and medium wheelbase is possible.

The Basic Line series consists of the following two model variations: The TW 242 A (with a manual safety catch release).

And of course, in the usual TWIN BUSCH-quality. Alternatively we offer the TW 242 E which has an automatic safety release.

**PROFI-LINE**Page  
10-13**Profi-Line-Series > 3600 kg (TW 236 PE / TW 236 PE B3.9) | 4200 kg (TW 242 PE / TW 242 PE B4.3)**

The Profi-Line Model is designed for the demanding requirements of a professional workshop. Compared with our Basic-Line models, this lift is more user friendly and includes additional standard features such as, Height adjustable lifting pads, a very flat base plate, column chain covers, motor cover and a 230v socket on the control box. Also included a set of height adapters.

We also offer the models TW 236 PE B3.9 and TW 242 PE B4.3 as clear floor version. (Without bridge plate).

The TW 236 PE and TW 236 PE B3.9 3600 kg load capacity which are particularly good for lifting small, medium and sports cars but also suitable for small vans, eg VW T5 wheelbase short and long. For larger and heavier vehicles we offer the TW 242 PE and TW 242 PE B4.3 with 4200 kg load capacity, also suitable for heavy SUVs, SUVs and vans with short and medium wheelbase, as well as small, medium and sports cars.

**HEAVY-LINE**Page  
14-17**Heavy-Line-Series > 5000 kg (TW 250 / TW 250 B4.5) | 6000 kg (TW 260 / TW 260 B4.5)**

The Heavy-Line Model is probably the most flexible lift on offer. Both models allow with its high capacity of **5000 kg** or **6000 kg** and the very large pivoting range of the lifting arms, the effortless lifting of small cars, to SUVs, large sedans and sports cars as well as maxi-vans with short, medium and long wheelbase. Due to the width, they are also perfectly suited for the lifting of large vehicles with built on constructions, such as Motor homes and caravans.

For lifting and working on very high vehicles such as camper with alcove, we recommend the TW 250 or TW 260.

The differences between the models TW 250 / TW 250 B4.5 and TW 260 / TW 260 B4.5 are 1000 kg higher load capacity and the larger adjustment area by longer support arms

The Heavy-Line model has been engineered to meet the high demands it will be expected to fulfil in any professional workshop. Features include, height adjustable lifting pads, a very flat base plate, (unless clear floor) column chain covers, motor cover and a 230 V socket on the control box. Also included a set of height adapters and a holder to store them in.

Technical Data Comparison	Basic-Line 242 G	Basic-Line 242 A	Basic-Line 242 E	Profi-Line 236 PE	Profi-Line 236 PE B3.9	Profi-Line 242 PE	Profi-Line 242 PE B4.3	Heavy-Line 250	Heavy-Line 250 B4.5	Heavy-Line 260	Heavy-Line 260 B4.5
Lifting capacity	4200 kg	4200 kg	4200 kg	3600 kg	3600 kg	4200 kg	4200 kg	5000 kg	5000 kg	6000 kg	6000 kg
Lifting height (Lifting pad screwed in)*	1600 mm	1900 mm	1900 mm	1900 mm	1900 mm	1900 mm	1900 mm	1900 mm	1900 mm	1900 mm	1900 mm
Lifting height (Lifting pad screwed out)**	1640 mm	1940 mm	1940 mm	1960 mm	1960 mm	1960 mm	1960 mm	1970 mm	1970 mm	1970 mm	1970 mm
Lifting height (Lifting pad+ adapter screwed out)***	1740 mm****	2040 mm****	2040 mm****	2060 mm	2060 mm	2060 mm	2060 mm	2070 mm	2070 mm	2070 mm	2070 mm
Safety release	Manual	Manual	Automatic	Automatic	Automatic	Automatic	Automatic	Automatic	Automatic	Automatic	Automatic
Low lifting point	96 mm	96 mm	96 mm	96 mm	96 mm	96 mm	96 mm	112 mm	112 mm	112 mm	112 mm
Power supply	230 V	230 V	230 V	400 V	400 V	400 V	400 V	400 V	400 V	400 V	400 V
Lifting pads	1-stage	1-stage	1-stage	2-speed	2-speed	2-speed	2-speed	2-speed	2-speed	2-speed	2-speed
Transporter adapters	optional	optional	optional	included	included	included	included	included	included	included	included
Powder coated	Yes	Yes	Yes	Yes	Yes	Yes	Yes	Yes	Yes	Yes	Yes
Column chain guard	-	optional	optional	included	included	included	included	included	included	included	included
Motor-Cover	-	-	-	included	included	included	included	included	included	included	included
Air-Kit	-	-	-	optional	optional	optional	optional	optional	optional	optional	optional
Anti-Lift-Up-Button	No	No	No	Yes	Yes	Yes	Yes	Yes	Yes	Yes	Yes
230 V socket placed in the control box	No	No	No	Yes	Yes	Yes	Yes	Yes	Yes	Yes	Yes
Floor plate	Yes (35 mm)	Yes (35 mm)	Yes (35 mm)	Yes (30 mm)	clear floor	Yes (30 mm)	clear floor	Yes (40 mm)	clear floor	Yes (40 mm)	clear floor
Overall width / bottom plate (without motor)	2986 mm	3436 mm	3436 mm	3436 mm	3436 mm	3436 mm	3436 mm	4020 mm	4020 mm	4020 mm	4020 mm
Post height	2324 mm	2824 mm	2824 mm	2824 mm	3900 mm	2824 mm	4300 mm	2824 mm	4450 mm	2830 mm	4450 mm
Required concrete depth (Special solution)	200 mm	200 mm	200 mm	200 mm	200 mm	200 mm	200 mm	250 mm	250 mm	250 mm	250 mm
Lifting arm length / short	520-740 mm	740-1150 mm	740-1150 mm	620-880 mm	620-880 mm	740-1150 mm	740-1150 mm	890-1800 mm	890-1800 mm	995 - 2080 mm	995 - 2080 mm
Lifting arm length / long	620-920 mm	890-1390 mm	890-1390 mm	890-1390 mm	890-1390 mm	890-1390 mm	890-1390 mm	890-1800 mm	890-1800 mm	995 - 2080 mm	995 - 2080 mm
Width between posts	2500 mm	2850 mm	2850 mm	2850 mm	2850 mm	2850 mm	2850 mm	3342 mm	3342 mm	3342 mm	3342 mm
Max. height	-	-	-	-	3775 mm	-	4135 mm	-	4380 mm	-	4380 mm
Max. width	2224 mm	2574 mm	2574 mm	2574 mm	2574 mm	2574 mm	2574 mm	2988 mm	2988 mm	2988 mm	2988 mm
Weight (approx.)	540 kg	600 kg	600 kg	630 kg	670 kg	650 kg	700 kg	970 kg	1070 kg	1020 kg	1120 kg

\*Measured from the floor to lifting pad | \*\*Measured from the floor to lifting pad screwed out | \*\*\*Measured from the floor to lifting pad + adapter screwed out

\*\*\*\*Transport adapter is optional for these models: TW 242 G, TW 242 A and TW 242 E



# Basic-Line Lift

Item No.: TW 242 G

230 V

Manuell

4200 kg



TW 242 G << 2-Post-lift

## Description

**Garage Model - Recommended for garages with limited space and low ceilings.**

The TW 242 G is designed for Garages with limited space, with it's width of 3 meters and a post height of 2,32 meters it is perfect for normal garages. With adjustable lifting pads and a flat floor plate of 35 cm.

## Features

- 1A Quality built with CE-Certificate
- Manufactured in accordance to ISO 9001
- **Width only 3 m**
- **Post height 2,32 m**
- **Lifting height 1,60 m**
- **Perfect for normal garages**
- Mechanical safety locking mechanism
- High quality special profile supporting posts
- 2 Hydraulic cylinders for powerful lifting and lowering
- Automatic arm-locking system
- Steel cable synchronization
- Dual manual unlocking
- Telescopic lifting arms

## Delivery contents

- Lift incl. Power unit
- Heavy duty anchor bolts (10 pcs.)
- Rubber door protectors
- English instruction manual
- Examination book and CE-Certificate

*Our new Model - width of 3 meters and a post height of 2,32 meters*



Product video



Assembly video







*Note try our technical decision helper (on page 6) before buying your 2-post lift(s)!*

optionally available:

Transporter adapters (4 pcs.)  
See page 31!

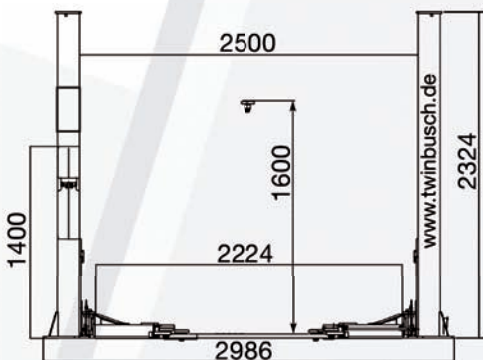


## Details

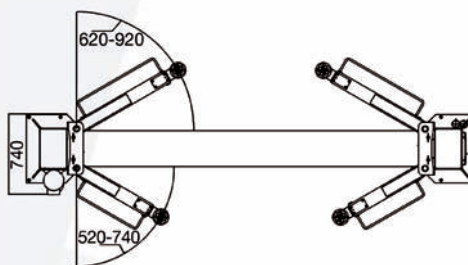


- (1) Automatic arm-locking system
- (2) Asymmetric lifting-arms
- (3) Height-adjustable lifting pads
- (4) Powerful E-Motor
- (5) IP 54 Electric-box
- (6) Door protector
- (7) Low lifting point: 96 mm
- (8) Post height 2,32 m
- (9) 35 mm high floor plate

## Dimensions and technical data | The optional base plate reinforcement



If space is a problem, the lift can also be constructed narrower than the specified total width! How it works? Contact us!



Through experience the required concrete depth (foundation requirement of 200 mm) should be met, this must be checked by the customer. If in exceptional cases the foundation requirement is not met, we offer on page 31 a special solution, which can be used with a concrete thickness of 150 mm to 200 mm.

Technical Data: TW 242 G	
Lifting capacity	4200 kg
Lifting height max.	1600 mm/Ad 1740
Lowest lifting point	96 mm
Lifting, lowering time (approx.)	45/30 sec.
Power supply	230 V
Motor power	2,2 kW
Fusing	16 A / type C
Weight (approx.)	540 kg





4200 kg

Manual



230 V

# Basic-Line Lift

Item No.: TW 242 A

## Description

Our starter model is now better than ever, with 2 height adjustable lifting pads and a very low drive-over (only 35 mm).

With our Basic-line lift, it is possible to lift anything from a Smart to a small transporter.

## Features


- 1A Quality built with CE-Certificate
- Manufactured in accordance to ISO 9001
- Mechanical safety locking mechanism
- High quality special profile supporting posts
- 2 Hydraulic cylinders for powerful lifting and lowering
- Automatic arm-locking system
- Steel cable synchronization
- Dual manual unlocking
- Telescopic lifting arms

## Delivery contents

- Lift incl. Power unit
- Heavy duty anchor bolts (10 pcs.)
- Rubber door protectors
- English instruction manual
- Examination book
- CE-Certificate
- Product video online
- Assembly video online

Note try our technical decision helper (on page 6) before buying your 2-post lift(s)!

optionally available:



Column chain guard

Transporter adapters  
(4 pcs.)  
See page 31!




Product  
video

YouTube

Assembly  
video

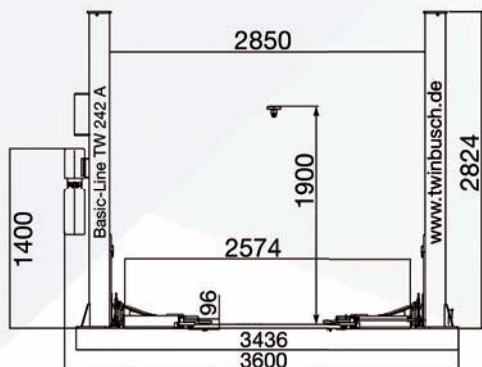


## Details

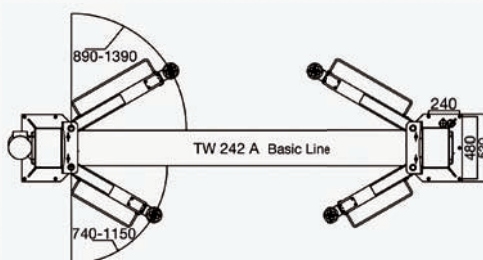


- (1) Automatic arm-locking system
- (2) Asymmetric lifting-arms
- (3) 35 mm high floor plate
- (4) IP 54 Electric-box
- (5) Powerful E-Motor
- (6) Door protector
- (7) Height-adjustable lifting pads
- (8) Low lifting point: 96 mm

## Dimensions and technical data | The optional base plate reinforcement



If space is a problem, the lift can also be constructed narrower than the specified total width!  
How it works? Contact us!



Through experience the required concrete depth (foundation requirement of 200 mm) should be met, this must be checked by the customer. If in exceptional cases the foundation requirement is not met, we offer on page 31 a special solution, which can be used with a concrete thickness of 150 mm to 200 mm.

### Technical Data: TW 242 A

Lifting capacity	4200 kg
Lifting height max.	1900 mm/Ad 2050
Lowest lifting point	96 mm
Lifting, lowering time (approx.)	45/30 sec.
Power supply	230 V
Motor power	2,2 kW
Fusing	16 A / type C
Weight (approx.)	600 kg



# Basic-Line Lift

Item No.: TW 242 E

## Description

The Basic Line lift in electromagnetic version 4200 kg load capacity.

With automatic unlockable safety latches, adjustable lifting pads, high-quality Powder coating and flat bridge plate (only 35 mm). With the electromagnetic Basic Line you can lift everything from Smart to vans.

## Features

- 1A Quality built with CE-Certificate
- Manufactured in accordance to ISO 9001
- Automatic safety-lock release
- Rotary lifting plates with thread protection
- Emergency lowering in case of power cut
- High quality special profile supporting posts
- 2 Hydraulic cylinders for powerful lifting and lowering
- Automatic arm-locking system
- Quality powder coating
- Steel cable synchronization
- Extra flat telescopic lifting arms for sport cars

## Delivery contents

- Lift incl. Power unit
- Heavy duty anchor bolts (10 pcs.)
- Rubber door protectors
- CE-Certificate
- English instruction manual | Examination book
- Product video online
- Assembly video online

230 V

Autom.

4200 kg

TWIN BUSCH  
GERMANY



Note try our technical decision helper (on page 6) before buying your 2-post lift(s)!




Product  
video

YouTube

Assembly  
video



optionally  
available:





Column chain guard



Transporter adapters  
(4 pcs.)  
See page 31!

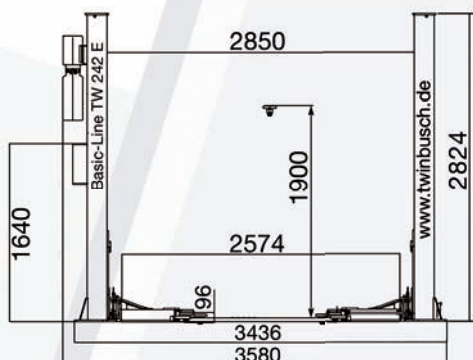


## Details

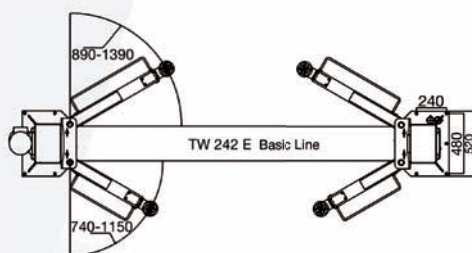


- (1) Automatic arm-locking system
- (2) Asymmetric lifting-arms
- (3) 35 mm high floor plate
- (4) Powerful E-Motor
- (5) IP 54 Electric-box
- (6) Door protector
- (7) Height-adjustable lifting pads
- (8) Low lifting point: 96 mm

## Dimensions and technical data | The optional base plate reinforcement



If space is a problem, the lift can also be constructed narrower than the specified total width! How it works? Contact us!



Through experience the required concrete depth (foundation requirement of 200 mm) should be met, this must be checked by the customer. If in exceptional cases the foundation requirement is not met, we offer on page 31 a special solution, which can be used with a concrete thickness of 150 mm to 200 mm.

### Technical Data: TW 242 E

Lifting capacity	4200 kg
Lifting height max.	1900 mm/Ad 2050
Lowest lifting point	96 mm
Lifting, lowering time (approx.)	45/30 sec.
Power supply	230 V
Motor power	2,2 kW
Fusing	16 A / type C
Weight (approx.)	600 kg

TW 242 E << 2-Post-lift





3600 kg



400 V

# Profi-Line Lift

Item No.: TW 236 PE

Included:

Transporter adapters  
(4 pcs.)Practical storage bracket for two  
extension adapters (2 pcs.)230 V socket placed  
in the control boxoptionally  
available:

Air-Kit (TW 236PE-AIR)

NEW  
MODEL  
2019

Note try our technical decision helper  
(on page 6) before buying your 2-post lift(s)!

## Description

**The Profi-Line lift.** With automatic safety latch locking and unlocking, adjustable rotary supports, high quality powder coating and extremely flat floor plate (only 30 mm). The Profi-Line lifts everything from the Smart to vans.

## Features



- 1A Quality built with CE-Certificate
- Manufactured in accordance to ISO 9001
- Column chain guard | Automatic safety-lock release
- Rotary lifting plates with thread protection
- Emergency lowering in case of power cut
- High quality special profile supporting posts
- 2 Hydraulic cylinders for powerful lifting and lowering
- Automatic arm-locking system
- Quality powder coating | Steel cable synchronization
- Extra flat telescopic lifting arms for sport cars
- **NEW: Anti-Lift-Up-Button**, allows you to lower the lift without it having to rise before sinking a **230 V socket** placed in the control box.
- NEW: Motor-Cover included
- Stylish design, dust protection and noise reduction
- **Optional air connection (Air-Kit) available**

## Delivery contents


- Lift incl. Power unit and Motor-Cover
- Heavy duty anchor bolts (10 pcs.)
- Transporter adapters (4 pcs.)
- Bracket for extension adapter
- Rubber door protectors | English instruction manual
- Examination book and CE-Certificate
- **Product video online | Assembly video online**

Product  
videoAssembly  
video

## Details

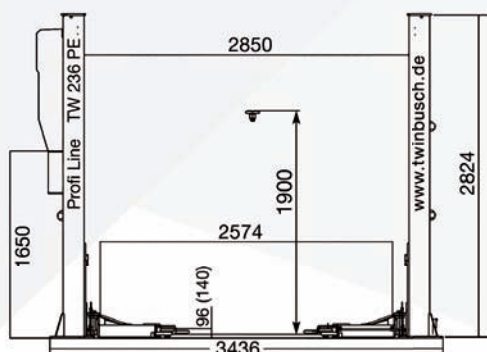


- (1) Automatic arm-locking system
- (2) Asymmetric lifting-arms
- (3) 30 mm high floor plate
- (4) Column chain guard/  
Door protector
- (5) 2 stage adjustable  
lifting pads

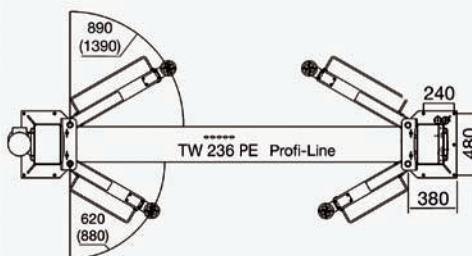


- (6) Power unit
- (7) Powerful E-Motor/  
NEW: Motor-Cover included
- (8) **NEW: Anti-Lift-Up-Button**
- (9) **NEW: 230 V socket**

## Dimensions and technical data | The optional base plate reinforcement



If space is a problem, the lift can also be constructed narrower than the specified total width! How it works? Contact us!



Through experience the required concrete depth (foundation requirement of 200 mm) should be met, this must be checked by the customer. If in exceptional cases the foundation requirement is not met, we offer on page 31 a special solution, which can be used with a concrete thickness of 150 mm to 200 mm.

### Technical Data: TW 236 PE

Lifting capacity	3600 kg
Lifting height max.	1900 mm/Ad 2080
Lowest lifting point	96 mm
Lifting, lowering time (approx.)	45/30 sec.
Power supply	400 V / 3 Phase
Motor power	2,2 kW
Fusing	16 A / type C
Weight (approx.)	630 kg



# Profi-Line Lift

clear floor | Item No.: TW 236 PE B3.9

400 V

Autom.

3600 kg

TWIN BUSCH  
GERMANY

## Description

The Profi-Line lift has an automatic safety lock release system, height adjustable lifting pads, transporter adapters, clear floor drive through and an automatic limit switch, which cuts off the power if a vehicle reaches the high limit.

## Features

- 1A Quality built with CE-Certificate
- Manufactured in accordance to ISO 9001
- Column chain guard
- Automatic safety lock-release system
- Special rolled section columns
- 2 Hydraulic cylinders for powerful lifting and lowering
- Automatic arm-locking-system
- Steel cable synchronization | Telescopic lifting arms
- **NEW: Anti-Lift-Up-Button**, allows you to lower the lift without it having to rise before sinking
- **NEW: 230 V socket** placed in the control box.
- NEW: Motor-Cover included
- Stylish design, dust protection and noise reduction
- **Optional air connection (Air-Kit) available**

## Delivery contents

- Lift incl. Power unit and Motor-Cover
- Heavy duty anchor bolts (10 pcs.)
- Transporter adapters (4 pcs.)
- Bracket for extension adapter
- Rubber door protectors | English instruction manual
- Examination book and CE-Certificate
- **Product video online | Assembly video online**



Product  
video

YouTube  
Assembly  
video





Note try our technical decision helper (on page 6) before buying your 2-post lift(s)!

optionally  
available:



Air-Kit (TW 236PE-AIR)

## Details

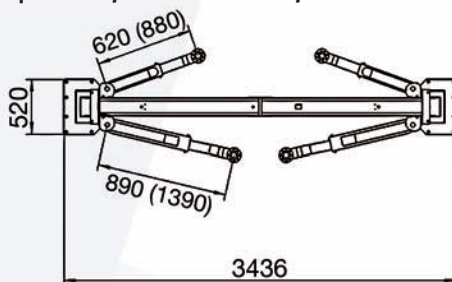
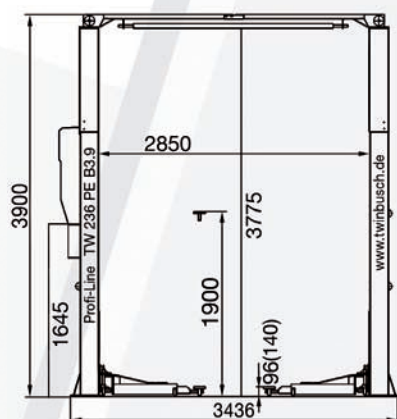


- (1) Automatic arm-locking system/Asymmetric lifting-arms
- (2) Automatic limit switch
- (3) Low lifting point: 96 mm/ 2-stage adjustable lifting pads
- (4) Column chain guard



- (5) Door protectors
- (6) IP 54 Electric-box
- (7) Powerful E-Motor / NEW: Motor-Cover included
- (8) **NEW: Anti-Lift-Up-Button**
- (9) **NEW: 230 V socket**

## Dimensions and technical data | The optional base plate reinforcement



Through experience the required concrete depth (foundation requirement of 200 mm) should be met, this must be checked by the customer. If in exceptional cases the foundation requirement is not met, we offer on page 31 a special solution, which can be used with a concrete thickness of 150 mm to 200 mm.

### Technical Data: TW 236 PE B3.9

Lifting capacity	3600 kg
Lifting height max.	1900 mm/Ad 2010
Lowest lifting point	96 mm
Lifting, lowering time (approx.)	45/30 sec.
Power supply	400 V / 3 Phase
Motor power	2,2 kW
Fusing	16 A / type C
Weight (approx.)	670 kg





# 4200 kg



# 400 V

## Profi-Line Lift

Item No.: TW 242 PE

Included:

Transporter adapters  
(4 pcs.)



Practical storage bracket for two  
extension adapters (2 pcs.)



230 V socket placed  
in the control box

NEW  
MODEL  
2019

optionally  
available:



Air-Kit (TW 236PE-AIR)



Note try our technical decision helper  
(on page 6) before buying your 2-post lift(s)!

### Description

The Profi-Line lift has an automatic safety lock release system, adjustable rotary supports, high quality powder coating and extremely flat floor plate (only 30 mm). The Profi-Line lifts everything from the Smart to vans.

### Features

- 1A Quality built with CE-Certificate
- Manufactured in accordance to ISO 9001
- Column chain guard | Automatic safety-lock release
- Rotary lifting plates with thread protection
- Emergency lowering in case of power cut
- High quality special profile supporting posts
- 2 Hydraulic cylinders for powerful lifting and lowering
- Automatic arm-locking system
- Quality powder coating | Steel cable synchronization
- Extra flat telescopic lifting arms for sport cars
- **NEW: Anti-Lift-Up-Button**, allows you to lower the lift without it having to rise before sinking a 230 V socket placed in the control box.
- NEW: Motor-Cover included
- Stylish design, dust protection and noise reduction
- **Optional air connection (Air-Kit) available**

### Delivery contents

- Lift incl. Power unit and Motor-Cover
- Heavy duty anchor bolts (10 pcs.)
- Transporter adapters (4 pcs.)
- Bracket for extension adapter
- Rubber door protectors | English instruction manual
- Examination book and CE-Certificate
- **Product video online | Assembly video online**







Product  
video



Assembly  
video

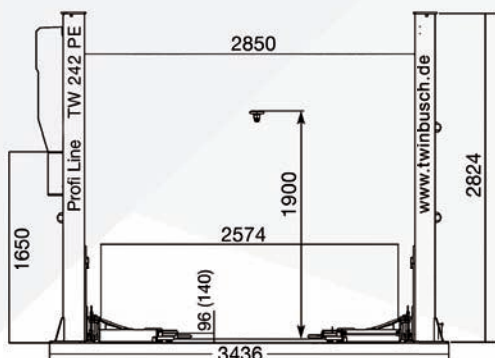


### Details

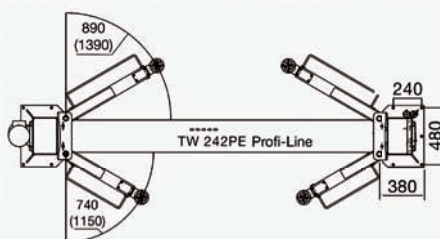


- (1) Automatic arm-locking system
- (2) Asymmetric lifting-arms
- (3) 30 mm high floor plate
- (4) Column chain guard/  
Door protector
- (5) 2 stage adjustable  
lifting pads
- (6) Power unit
- (7) Powerful E-Motor/  
NEW: Motor-Cover included
- (8) **NEW: Anti-Lift-Up-Button**
- (9) **NEW: 230 V socket**

### Dimensions and technical data | The optional base plate reinforcement



If space is a problem, the lift can also be constructed narrower than the specified total width! How it works? Contact us!



Through experience the required concrete depth (foundation requirement of 200 mm) should be met, this must be checked by the customer. If in exceptional cases the foundation requirement is not met, we offer on page 31 a special solution, which can be used with a concrete thickness of 150 mm to 200 mm.

#### Technical Data: TW 242 PE

Lifting capacity	4200 kg
Lifting height max.	1900 mm/Ad 2080
Lowest lifting point	96 mm
Lifting, lowering time (approx.)	45/30 sec.
Power supply	400 V / 3 Phase
Motor power	2,2 kW
Fusing	16 A / type C
Weight (approx.)	650 kg



# Profi-Line Lift

clear floor | Item No.: TW 242 PE B4.3

400 V

Autom.

4200 kg



TW 242 PE B4.3 << 2-Post-lift

## Description

The Profi-Line lift has an automatic safety lock release system, height adjustable lifting pads, transporter adapters, clear floor drive through and an automatic limit switch, which cuts of the power if a vehicle reaches the high limit.

## Features

- 1A Quality built with CE-Certificate
- Manufactured in accordance to ISO 9001
- Column chain guard
- Automatic safety lock-release system
- Special rolled section columns
- 2 Hydraulic cylinders for powerful lifting and lowering
- Automatic arm-locking-system
- Steel cable synchronization | Telescopic lifting arms
- **NEW: Anti-Lift-Up-Button**, allows you to lower the lift without it having to rise before sinking a **230 V socket** placed in the control box.
- **NEW: Motor-Cover** included
- Stylish design, dust protection and noise reduction
- **Optional air connection (Air-Kit) available**

## Delivery contents

- Lift incl. Power unit and Motor-Cover
- Heavy duty anchor bolts (10 pcs.)
- Transporter adapters (4 pcs.)
- Bracket for extension adapter
- Rubber door protectors | English instruction manual
- Examination book and CE-Certificate
- **Product video online | Assembly video online**



Product video



Assembly video





Note try our technical decision helper (on page 6) before buying your 2-post lift(s)!

optionally available:



Air-Kit (TW 236PE-AIR)

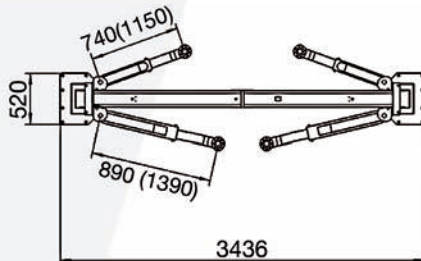
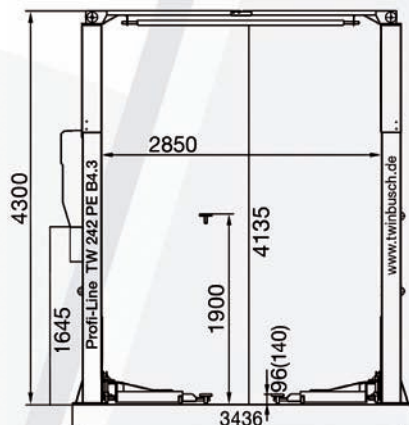
## Details



- (1) Automatic arm-locking system/Asymmetric lifting-arms
- (2) Automatic limit switch
- (3) Low lifting point: 96 mm / 2-stage adjustable lifting pads
- (4) Column chain guard
- (5) Door protectors
- (6) IP 54 Electric-box
- (7) Powerful E-Motor / NEW: Motor-Cover included
- (8) **NEW: Anti-Lift-Up-Button**
- (9) **NEW: 230 V socket**



## Dimensions and technical data | The optional base plate reinforcement



Through experience the required concrete depth (foundation requirement of 200 mm) should be met, this must be checked by the customer. If in exceptional cases the foundation requirement is not met, we offer on page 31 a special solution, which can be used with a concrete thickness of 150 mm to 200 mm.

### Technical Data: TW 242 PE B4.3

Lifting capacity	4200 kg
Lifting height max.	1900 mm / Ad 2080
Lowest lifting point	96 mm
Lifting, lowering time (approx.)	45/30 sec.
Power supply	400 V / 3 Phase
Motor power	2,2 kW
Fusing	16 A / type C
Weight (approx.)	700 kg





5000 kg



400 V

# Heavy-Line Lift

Item No.: TW 250

## Description

This professional lift has a lifting capacity of 5.0 t and 3-stage telescopic lifting arms enabling you to lift anything from a small car to a transporter or a camper with a long wheelbase.

## Features

- 1A Quality built with CE-Certificate
- Manufactured in accordance to ISO 9001
- Column chain guard
- Automatic safety-lock-release system
- Automatic arm-locking system
- 2 Hydraulic cylinders for powerful lifting and lowering
- Steel cable synchronization
- Special rolled section columns
- 3-stage telescopic lifting arms
- **NEW: Anti-Lift-Up-Button**, allows you to lower the lift without it having to rise before sinking a **230 V socket** placed in the control box.
- **NEW: Motor-Cover** included
- Stylish design, dust protection and noise reduction
- **Optional air connection (Air-Kit) available**

## Delivery contents

- Lift incl. Power unit and Motor-Cover
- Heavy duty anchor bolts (12 pcs.)
- Transporter adapters (4 pcs.)
- Bracket for extension adapter
- Door protectors | English instruction manual
- Examination book and CE-Certificate
- **Product video online**

## Included:

Bracket for extension adapter (2 pcs.)



Transporter adapters (4 pcs.)



optionally available:



Air-Kit (TW 236PE-AIR)



Please see our optional special adapter on page 31!

*Note try our technical decision helper (on page 6) before buying your 2-post lift(s)!*


YouTube  
Product video!




## Details



①



③



⑥



⑧



②



⑤



⑦

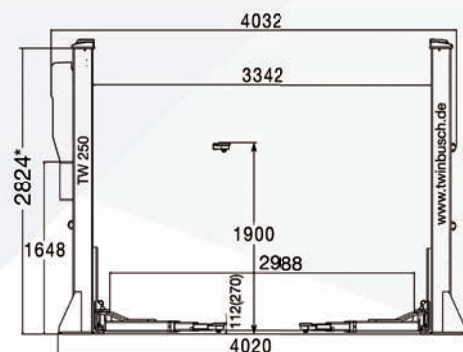


⑨

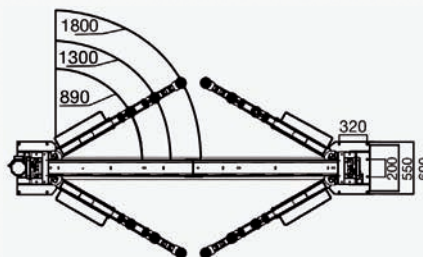
- (1) E-Motor /  
NEW: Motor-Cover included
- (2) 3-stage telescopic lifting arm
- (3) Automatic arm locking system
- (4) Door protectors
- (5) Automatic safety lock-release
- (6) 40 mm high floor plate
- (7) 2-stage adjustable lifting pads / Transporter adapters
- (8) **NEW: Anti-Lift-Up-Button**
- (9) **NEW: 230 V socket**

## Dimensions and technical data | The optional base plate reinforcement

\*The height measurement is without plastic cover (cover is optional)



If space is a problem, the lift can also be constructed narrower than the specified total width! How it works? Contact us!



Through experience the required concrete depth (foundation requirement of 250 mm) should be met, this must be checked by the customer. If in exceptional cases the foundation requirement is not met, we offer on page 31 a special solution, which can be used with a concrete thickness of 200 mm to 250 mm.

## Technical Data: TW 250

Lifting capacity	5000 kg
Lifting height max.	1900 mm/Ad 2080
Lowest lifting point	112 mm
Lifting, lowering time (approx.)	45/30 sec.
Power supply	400 V / 3 Phase
Motor power	2,2 kW
Fusing	16 A / type C
Weight (approx.)	970 kg



# Heavy-Line Lift

clear floor | Item No.: TW 250 B4.5

400 V

Autom.

5000 kg

TWIN BUSCH  
GERMANY

TW 250 B4.5 << 2-Post-lift

## Description

This professional lift has a lifting capacity of 5.0 t and 3-stage telescopic lifting arms enabling you to lift anything from a small car to a transporter or a camper with a long wheelbase. With a height of 4450 mm, you can lift vehicles such as Fiat Ducato or a Mercedes sprinter e.g.

## Features

- 1A Quality built with CE-Certificate
- Manufactured in accordance to ISO 9001
- Column chain gaurd
- Automatic safety-lock-relase system
- Automatic arm-locking system
- Two hydraulic cylinders provide powerful lifting and lowering
- Steel cable synchronization
- Special rolled section columns
- 3-stage telescopic lifting arms
- **NEW: Anti-Lift-Up-Button**, allows you to lower the lift without it having to rise before sinking a **230 V socket** placed in the control box.
- **NEW: Motor-Cover** included
- Stylish design, dust protection and noise reduction
- **Optional air connection (Air-Kit) available**

## Delivery contents

- Lift incl. Power unit and Motor-Cover
- Heavy duty anchor bolts (12 pcs.)
- Transporter adapters (4 pcs.)
- Bracket for extension adapter
- Door protectors | English instruction manual
- Examination book and CE-Certificate

## Included:

Practical storage bracket for two extension adapters (2 pcs.)



Transporter adapters (4 pcs.)





optionally available:

Please see our optional special adapter on page 31!



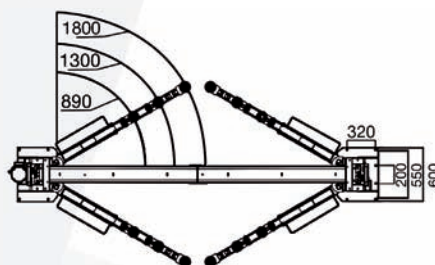
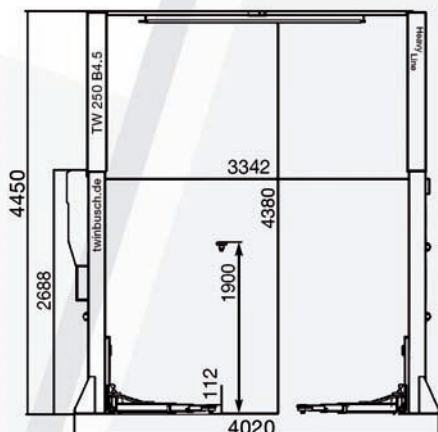
Air-Kit (TW 236PE-AIR)

## Details



- (1) E-Motor /  
NEW: Motor-Cover included
- (2) Control unit with automatic release of the safety latch
- (3) Automatic arm locking system
- (4) Column chain gaurd/  
Door protectors
- (5) 3-stage telescopic lifting arm
- (6) Bracket for extension adapter
- (7) 2-stage adjustable lifting pads /  
Transporter adapters
- (8) **NEW: Anti-Lift-Up-Button**
- (9) **NEW: 230 V socket**

## Dimensions and technical data | The optional base plate reinforcement



Through experience the required concrete depth (foundation requirement of 200 mm) should be met, this must be checked by the customer. If in exceptional cases the foundation requirement is not met, we offer on page 31 a special solution, which can be used with a concrete thickness of 200 mm to 250 mm.

## Technical Data: TW 250 B4.5

Lifting capacity	5000 kg
Lifting height max.	1900 mm/Ad 2080
Lowest lifting point	112 mm
Lifting, lowering time (approx.)	45/30 sec.
Power supply	400 V / 3 Phase
Motor power	2,2 kW
Fusing	16 A / type C
Weight (approx.)	1070 kg





6000 kg



400 V

# Heavy-Line Lift

Item No.: TW 260



## Description

This professional lift has a lifting capacity of 6.0 t and 3-stage telescopic lifting arms enabling you to lift anything from a small car to a transporter or a camper with a long wheelbase.

## Features

- 1A Quality built with CE-Certificate
- Manufactured in accordance to ISO 9001
- Column chain guard
- Automatic safety-lock-release system
- Automatic arm-locking system
- 2 Hydraulic cylinders for powerful lifting and lowering
- Steel cable synchronization
- Special rolled section columns
- 3-stage telescopic lifting arms
- **NEW: Anti-Lift-Up-Button**, allows you to lower the lift without it having to rise before sinking a **230 V socket** placed in the control box.
- **NEW: Motor-Cover** included
- Stylish design, dust protection and noise reduction
- **Optional air connection (Air-Kit) available**

## Delivery contents

- Lift incl. Power unit and Motor-Cover
- Heavy duty anchor bolts (12 pcs.)
- Transporter adapters (4 pcs.)
- Bracket for extension adapter
- Door protectors | English instruction manual
- Examination book and CE-Certificate
- **Product video online**

## Included:

Bracket for extension adapter (2 pcs.)



Transporter adapters (4 pcs.)



optionally available:



Air-Kit (TW 236PE-AIR)



Please see our optional special adapter on page 31!

Note try our technical decision helper (on page 6) before buying your 2-post lift(s)!



Product video!


YouTube Assembly video




## Details



①



④



⑥



⑧



②



⑤



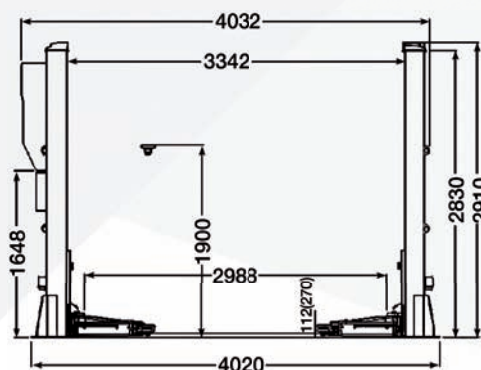
⑦



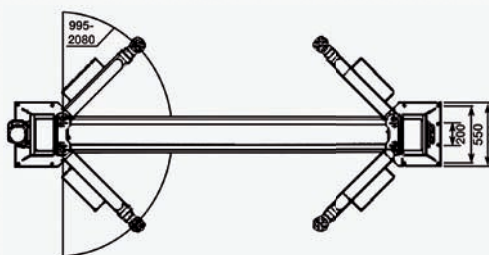
⑨

- (1) E-Motor / NEW: Motor-Cover included
- (2) 3-stage telescopic lifting arm
- (3) Automatic arm locking system
- (4) Door protectors
- (5) Automatic safety lock-release
- (6) 40 mm high floor plate
- (7) 2-stage adjustable lifting pads / Transporter adapters
- (8) NEW: Anti-Lift-Up-Button
- (9) NEW: 230 V socket

## Dimensions and technical data | The optional base plate reinforcement



If space is a problem, the lift can also be constructed narrower than the specified total width! How it works? Contact us!



Through experience the required concrete depth (foundation requirement of 250 mm) should be met, this must be checked by the customer. If in exceptional cases the foundation requirement is not met, we offer on page 31 a special solution, which can be used with a concrete thickness of 200 mm to 250 mm.

## Technical Data: TW 260

Lifting capacity	6000 kg
Lifting height max.	1900 mm/Ad 2080
Lowest lifting point	112 mm
Lifting, lowering time (approx.)	45/30 sec.
Power supply	400 V / 3 Phase
Motor power	2,2 kW
Fusing	16 A / type C
Weight (approx.)	1020 kg



# Heavy-Line Lift

clear floor | Item No.: TW 260 B4.5

400 V

Autom.

6000 kg



TW 260 B4.5 << 2-Post-lift

## Description

This professional lift has a lifting capacity of 6.0 t and 3-stage telescopic lifting arms enabling you to lift anything from a small car to a transporter or a camper with a long wheelbase. With a height of 4450 mm, you can lift vehicles such as Fiat Ducato or a Mercedes sprinter e.g.

## Features

- 1A Quality built with CE-Certificate
- Manufactured in accordance to ISO 9001
- Column chain gaurd
- Automatic safety-lock-relase system
- Automatic arm-locking system
- Two hydraulic cylinders provide powerful lifting and lowering
- Steel cable synchronization
- Special rolled section columns
- 3-stage telescopic lifting arms
- **NEW: Anti-Lift-Up-Button**, allows you to lower the lift without it having to rise before sinking a **230 V socket** placed in the control box.
- **NEW: Motor-Cover** included
- Stylish design, dust protection and noise reduction
- **Optional air connection (Air-Kit) available**

## Delivery contents

- Lift incl. Power unit and Motor-Cover
- Heavy duty anchor bolts (12 pcs.)
- Transporter adapters (4 pcs.)
- Bracket for extension adapter
- Door protectors | English instruction manual
- Examination book and CE-Certificate

## Included:

Practical storage bracket for two extension adapters (2 pcs.)



Transporter adapters (4 pcs.)



230 V socket placed in the control box

Note try our technical decision helper (on page 6) before buying your 2-post lift(s)!

NEW MODEL 2019

optionally available:




Please see our optional special adapter on page 31!



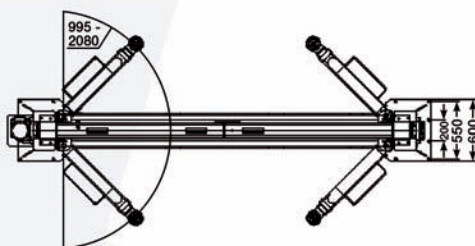
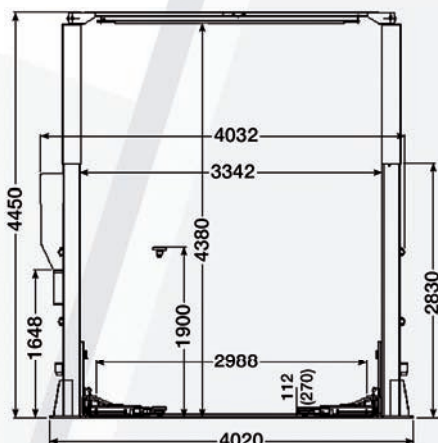
Air-Kit (TW 236PE-AIR)

## Details



- (1) E-Motor /  
NEW: Motor-Cover included
- (2) Control unit with automatic release of the safety latch
- (3) Automatic arm locking system
- (4) Column chain gaurd/  
Door protectors
- (5) 3-stage telescopic lifting arm
- (6) Bracket for extension adapter
- (7) 2-stage adjustable lifting pads /  
Transporter adapters
- (8) **NEW: Anti-Lift-Up-Button**
- (9) **NEW: 230 V socket**

## Dimensions and technical data | The optional base plate reinforcement



Through experience the required concrete depth (foundation requirement of 200 mm) should be met, this must be checked by the customer. If in exceptional cases the foundation requirement is not met, we offer on page 31 a special solution, which can be used with a concrete thickness of 200 mm to 250 mm.

### Technical Data: TW 260 B4.5

Lifting capacity	6000 kg
Lifting height max.	1900 mm/Ad 2080
Lowest lifting point	112 mm
Lifting, lowering time (approx.)	45/30 sec.
Power supply	400 V / 3 Phase
Motor power	2,2 kW
Fusing	16 A / type C
Weight (approx.)	1120 kg




**2500 kg**

Manual


**230 V**

# 1-Post-lift | fixed

fixed | Item No.: TW 125 F

## Description

Fixed one-post lift. For use in tight spaces. Ideal for body work, paint shops and of course every day workshop use.

## Features

- 1A Quality built with CE-Certificate
- Manufactured in accordance to ISO 9001
- Hydraulic cylinder for powerful lifting
- Adjustable lifting pads
- Telescopic lifting arms
- Mechanical safety-locks
- Manual safety lock release
- Special rolled section columns
- Aluminum-motor with 24 V –Control box
- Column chain guard

## Delivery contents

- Lift incl. Power unit
- Heavy duty anchor bolts (10 pcs.)
- English instruction manual
- Examination book
- CE-Certificate
- *Product video online*

optionally available:






2 pieces in the set

Cross beams for the 1 post lift (TW 125 Q)

Set of cross beams for lifting vehicles with narrow frames such as off-road vehicles or pre-war vintage cars.

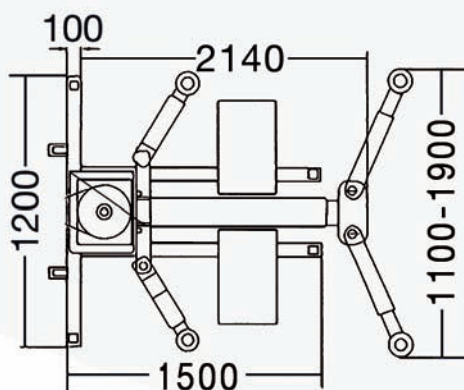
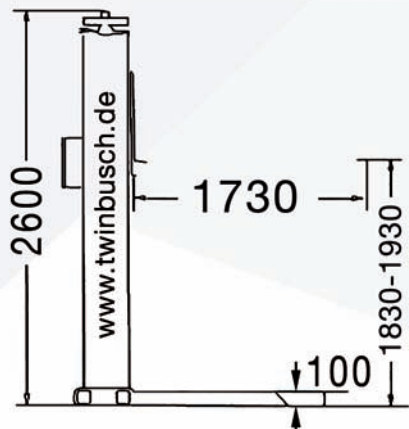
 YouTube  
Product  
video


## Details



- (1) Safety lock and release (2) Control box (3) Aluminum-motor (4) Telescopic adjustable lifting arms (5) Height adjustable take ups (6) Fixed construction

## Dimensions and technical data



### Technical Data: TW 125 F

Lifting capacity	2500 kg
Lifting height max.	1830-1930 mm
Lowest lifting point	115 mm
Lifting, lowering time (approx.)	35/30 sec.
Power supply	230 V
Motor power	2,2 kW
Fusing	16 A / type C
Weight (approx.)	720 kg



# 1-Post-lift

ultra flat | mobile | Item No.: TW 125 M

230 V



2500 kg



TW 125 M << 1-Post-lift

## Description

Mobile, ultra flat 1-post lift.

NEW: The extreme low frame height of only 85 mm and a lowest lifting height of just 90 mm. Our TOP model 1-post lift is practical in every way. The one post mobile lift is ideal for use in tight spaces; it can be moved as easily as a pallet lifter on all smooth hard surfaces.

## Features

- 1A Quality built with CE-Certificate
- Manufactured in accordance to ISO 9001
- Hydraulic cylinder for powerful lifting
- Adjustable lifting pads
- Telescopic lifting arms
- Mechanical safety-locks
- Manual safety lock release
- Special rolled section columns
- Aluminum-motor with 24 V -Control box
- Column chain guard

## Delivery contents

- Lift incl. Power unit
- English instruction manual
- Examination book
- CE-Certificate
- Product video online
- Assembly video online



Product video



Assembly video



optionally available:

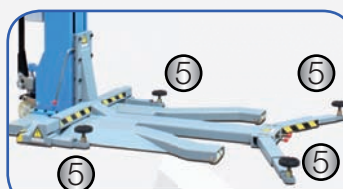


2 pieces in the set

Cross beams for the 1 post lift (TW 125 Q)

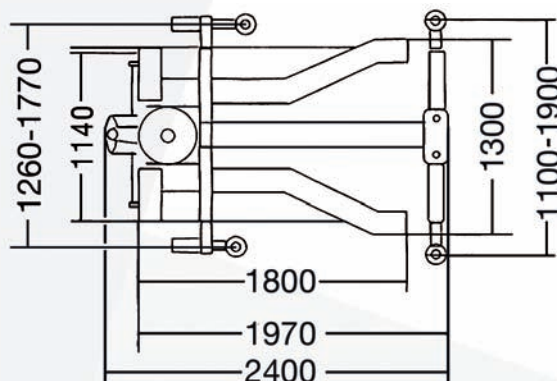
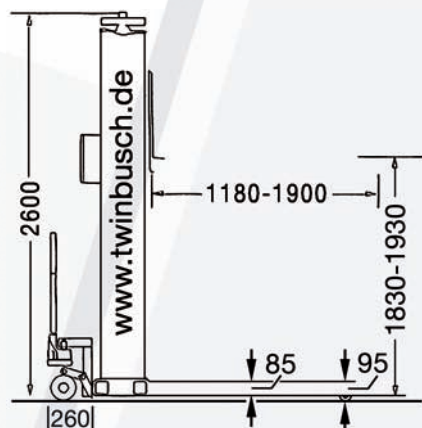
Set of cross beams for lifting vehicles with narrow frames such as off-road vehicles or pre-war vintage cars.

## Details



- (1) Safety lock and release (2) Control box (3) Aluminum-motor (4) Solid jacking system, easy to move (5) 2-stage adjustable lifting pads (6) Lowest lifting height 90 mm (7) Mobile chassis (8) Telescopic adjustable lifting arms

## Dimensions and technical data



Technical Data: TW 125 M	
Lifting capacity	2500 kg
Lifting height max.	1830-1930 mm
Lowest lifting point	90 mm
Lifting, lowering time (approx.)	35/30 sec.
Power supply	230 V
Motor power	2,2 kW
Fusing	16 A / type C
Weight (approx.)	720 kg





4000 kg



400 V

## Scissor lift

Over floor | Item No.: TW SA-40-V2

### Description

The drive-on TW SA-40-V2 scissor lift for surface mounting has an ultra-flat construction (only 200 mm in height) and is therefore also ideally suited for sports cars. The integrated wheel free lift allows the complete vehicle (car) to be lifted with all four wheels free for wheel alignment, a ratchet system for positioning in the safety catches. Furthermore, the TW SA-40-V2 is also ideally suited as an service lift and spotlight test station.

### Features

- 1A Quality built with CE-Certificate
- Manufactured in accordance to ISO 9001
- CE-Stop and signal tone when lowering (foot protection)
- Hydraulic synchronous control (cylinder sequence principle)
- Automatic safety-lock-release system
- High quality solid construction
- Wheel free lift with extensions for a longer lifting area
- Emergency lowering valve
- Compressed air of 4-8 bar
- Ramp with anti roll off safety

### Delivery contents | Optional accessories


- Lift incl. Power unit
- Axle free jack | Rubber blocks
- Sliding plates | 6 cover plates (turntable is optional)
- English instruction manuals
- Examination book | CE-Certificate
- **Product video online**

Ultra flat construction



NEW MODEL 2019

optionally available:



Turntable TW 445D

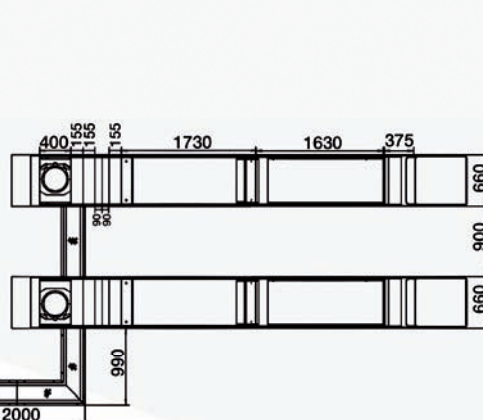
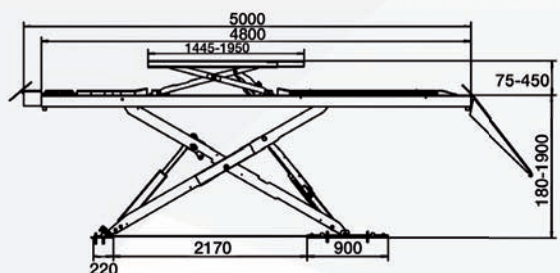


### Details



- (1) Automatic safety-lock-release system (2) High quality hydraulic cylinder (3) Cut out with 6 cover plates and optional turntable for a flexible usage from small to large wheelbase vehicles (4) Easy to use control box (5) Integrated wheel free jack (6) Teflon sliders on stainless steel runner (7) Rear sliding plates

### Dimensions and technical data



#### Technical Data: TW SA-40-V2

Lifting capacity	4000 kg
Lifting height max.	1900 + 450 mm
Platform L./ W.	5000/660 mm
Lifting time (approx.)	45/30 sec.
Power supply	400 V / 3 Phase
Motor power	2,2 kW
Fusing	16 A / type C
Weight (approx.)	2450 kg



# Scissor lift

Under floor | Item No.: TW SA-42U-V2

400 V

Autom.

4200 kg



## Description

Lifting platform lift for level floor installation with integrated wheel free lift. The integrated wheel free lift allows the complete vehicle (car) to be lifted with all four wheels free. Furthermore, the TW SA-42U-V2 has rails fitted in the ramps, which allows the use of an additional wheel free jack (TW 445W). With integrated LED lighting on both sides of the complete length of the ramp. Also suitable as an MOT working lift or as a headlight testing station.

## Features

- 1A Quality built with CE-Certificate
- Manufactured in accordance to ISO 9001
- CE-Stop and signal tone when lowering
- Hydraulic Synchronization control
- Free wheel jack with extensions
- Rails for the usage of a jack
- Automatic safety-lock-release system
- Ramp with anti roll off safety
- LED lighting possibilities on the lift
- Compressed air of 4-8 bar
- **NEW: ANTI LIFT UP-Button** for precise lifting of the platform. This button temporarily overrides the automatic / time switching relays of the platform

## Delivery contents

- Lift incl. Power unit
- Axle free jack | Rubber blocks | Sliding plates
- 6 cover plates (turntable is optional)
- Examination book | CE-Certificate
- English instruction manuals
- Product video online



NEW: ANTI LIFT UP-Button



Product video  
YouTube

optionally available:




Axle free jack  
TW 445W

Turntable  
TW 445D

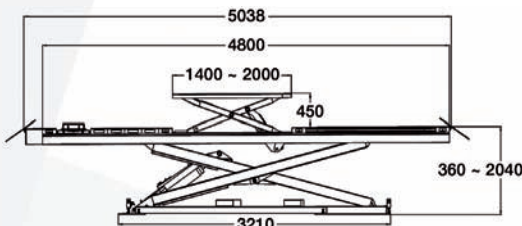
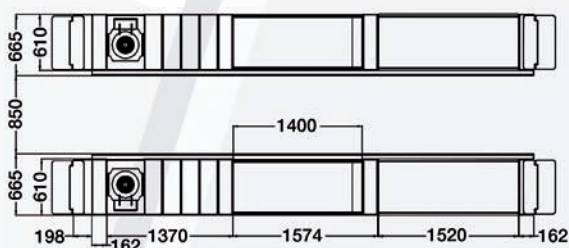


## Details



- (1) Cut out with 6 cover plates and optional turntable for a flexible usage from small to large wheelbase vehicles (2) Rear sliding plates (3) Rails for optional free wheel jack (4) Integrated LED lighting (5) Integrated wheel free jack (6) Easy to use control box (7) Automatic safety-lock-release system

## Dimensions and technical data



Technical Data: TW SA-42U-V2	
Lifting capacity	4200 kg
Lifting height max.	2040 + 450 mm
Platform L./ W.	5000/610 mm
Lifting, lowering time (approx.)	45/30 sec.
Power supply	400 V / 3 Phase
Motor power	2,2 kW
Fusing	16 A / type C
Weight (approx.)	2050 kg





5500 kg



400 V

## Scissor lift

Over floor or under floor | Item No.: TW SA-55G

### Description

#### Scissor lift over floor or under floor assembly.

With a lifting capacity of 5500 kg our powerhouse. This lift is ideal for lifting large transporters and campers. With sliding plates and cut outs for optional turntables this lift is also designed for wheel alignment. The play detector is inclusive and it is controllable by remote control.

### Features


- 1A Quality built with CE-Certificate
- Manufactured in accordance to ISO 9001
- Hydraulic synchronization
- High quality, solid construction
- Acoustic Warning signal (foot protection)
- Automatic safety-lock-release system (compressed air required)
- Runway roll-off protection
- Can be mounted above or below floor level

### Delivery contents

- Lift incl. Power unit | Heavy duty anchor bolts
- Sliding plates (turntables optional)
- Play detector included
- Jacking beam 3 t Pneumatic (optional)
- Drive on ramps (optional)
- Examination book and CE-Certificate
- Product video online

optionally available:

2 pieces in the set



TW SA-55R

Drive on ramps for on floor assembly



Jacking beam




YouTube  
Product video



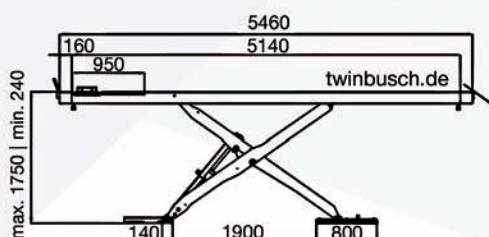
### Details



- (1) Easy to use control unit
- (2) Roll off protection
- (3) Sliding plates (Included)
- (4) Jacking beam 3 t (optional)
- (5) High quality hydraulic cylinder
- (6) Play detector included
- (7) Turntables (optional)
- (8) Extreme low profile



### Dimensions and technical data



#### Technical Data: TW SA-55G

Lifting capacity	5500 kg
Lifting height max.	1750 mm
Drive on height	in floor (0 mm)
Lifting, lowering time (approx.)	75/55 sec.
Power supply	400 V / 3 Phase
Motor power	2,2 kW
Fusing	16 A / type C
Weight (approx.)	2760 kg



# Scissor lift

Under floor | Item No.: TW S3-18 U

3000 kg

Autom.

400 V

TWIN BUSCH  
GERMANY

## Description

Scissor lift TW S3-18 U designed for under floor assembly. Ground level. It is the perfect lift for very low sports cars. Extendable runways (400 mm) allow you to lift vehicles with a long wheelbase.

## Features

- 1A Quality built with CE-Certificate
- Manufactured in accordance to ISO 9001
- Acoustic Warning signal (foot protection)
- Hydraulic cylinders for powerful lifting and lowering
- High quality solid construction
- Automatic safety-lock-release system
- Platform extensions 400 mm
- Emergency lowering valve
- **NEW: ANTI LIFT UP-Button** for precise lifting of the platform. This button temporarily overrides the automatic / time switching relays of the platform



NEW: ANTI LIFT UP-Button



## Delivery contents

- Lift incl. Power unit
- Rubber blocks
- Heavy duty anchor bolts (8 pcs.)
- English instruction manuals
- Examination book | CE-Certificate
- *Product video online*
- *Assembly video online*



Product  
video

YouTube  
Assembly  
video



optionally  
available:

Extension for TWIN  
BUSCH scissor lifts




TW S3-V

Cross beam for TWIN  
BUSCH scissor lifts



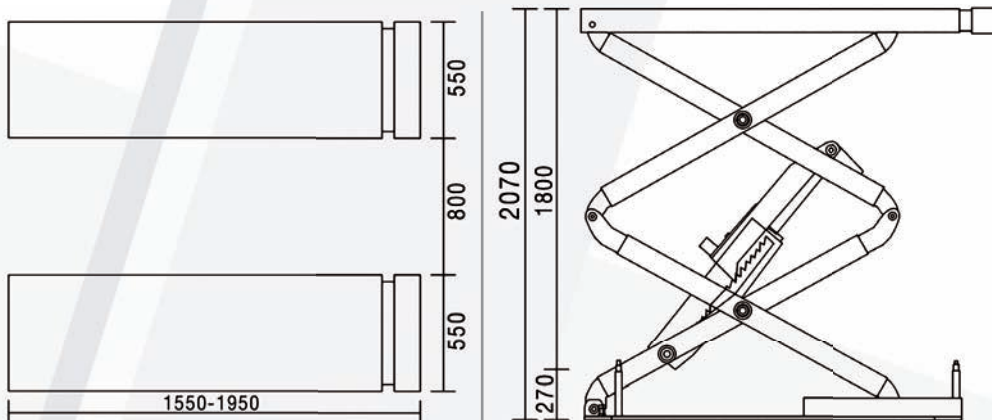
TW S3-Q

## Details



- (1) Extendable platform (2) Scissor lift (lowered) (3) Automatic safety-lock-release system  
(4) High quality hydraulic cylinder (5) Easy to use control box (6) Under floor | Lowers to ground level

## Dimensions and technical data



### Technical Data: TW S3-18 U

Lifting capacity	3000 kg
Lifting height max.	1800 mm + Rubber
Drive on height	in floor (0 mm)
Lifting, lowering time (approx.)	45/45 sec.
Power supply	400 V / 3 Phase
Motor power	2,2 kW
Fusing	16 A / type C
Weight (approx.)	860 kg




**3000 kg**

**400 V**

# Double Scissor lift Over floor | Item No.: TW S3-19

## Description

**Scissor lift over floor.** Due to its ultra flat profile, you are able to lift very low sports cars.

Double cylinders and a rocker arm system provide powerful lifting capabilities.

## Features

- 1A Quality built with CE-Certificate
- Manufactured in accordance to ISO 9001
- Acoustic Warning signal (foot protection)
- Hydraulic synchronisation
- Automatic safety-lock-release system
- No restriction crossbar
- Rocker arm system
- High quality solid construction
- Emergency lowering valve
- **NEW: ANTI LIFT UP-Button** for precise lifting of the platform. This button temporarily overrides the automatic / time switching relays of the platform

## Delivery contents

- Lift incl. Power unit
- Rubber blocks
- Heavy duty anchor bolts (8 pcs.)
- English instruction manual
- Examination book and CE-Certificate
- *Product video online*
- *Assembly video online*



**NEW: ANTI LIFT  
UP-Button**

optionally  
available:

Extension for  
TWIN BUSCH  
scissor lifts




TW S3-V

Cross beam for TWIN  
BUSCH scissor lifts



TW S3-Q



Drive on  
ramps

4 pieces  
in the set

TW S3-19R



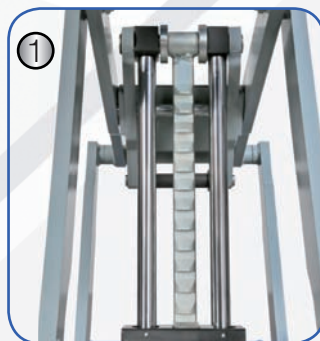
Product  
video

YouTube

Assembly  
video



## Details



①



②



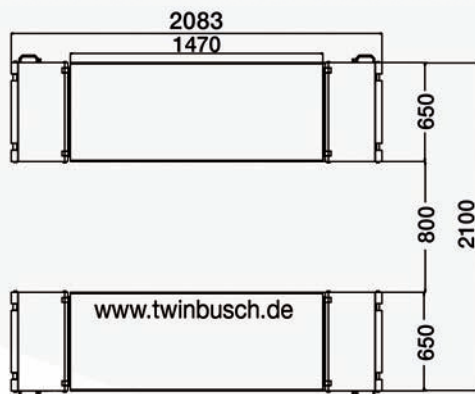
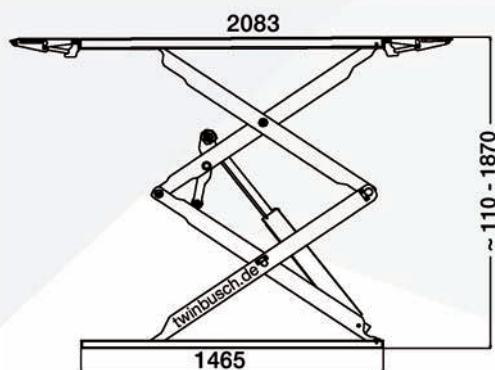
③



④

- (1) Automatic safety-lock-release system (2) Rocker arm system (3) Ultra low profile  
(4) Comfortable and easy-to-use control panel

## Dimensions and technical data



### Technical Data: TW S3-19

Lifting capacity	3000 kg
Lifting height max.	1870 mm + Rubber
Drive on height	110 mm
Lifting, lowering time (approx.)	45/30 sec.
Power supply	400 V / 3 Phase
Motor power	2,2 kW
Fusing	16 A / type C
Weight (approx.)	960 kg



# Low rise scissor lift

Item No.: TW S3-10 E

230 V

or\*

400 V

Both versions available

Autom.

3000 kg



TW S3-10 E << Scissor lift

## Description

Low rise scissor lift. 1000 mm lifting height. Ideal for tyre service, painting and body work. With electromagnetic release. no compressed air supply is required. The platform can be lengthened by locking the drive on ramps. A very practical mobile kit is available as an option.

## Features

- 1A Quality built with CE-Certificate
- Manufactured in accordance to ISO 9001
- Low drive over height
- Mechanical synchronisation
- High quality solid construction
- Two powerful hydraulic cylinders
- Automatic safety lock
- Pneumatic release system
- Acoustic warning signal (foot protection)
- Foot protection
- 3000 kg lifting capacity

## Delivery contents

- Lift incl. Power unit
- Rubber blocks
- English instruction manual
- Examination book | CE-Certificate
- Product video online | Assembly video online



**New: Electromagnetic safety release**

(no compressed air required)

Thus, extremely flexible, since only a corresponding power connection is required!



Product video

YouTube Assembly video



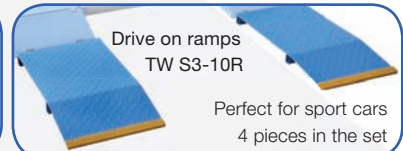
optionally available:

Mobile kit for the TW S3-10 E




TW S3-10A

Drive on ramps TW S3-10R



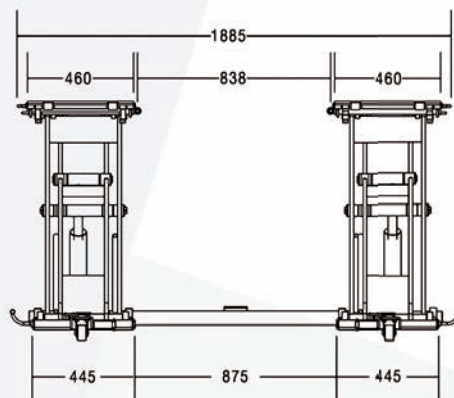
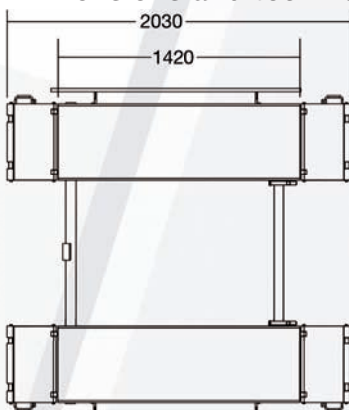
Perfect for sport cars  
4 pieces in the set

## Details



- (1) High quality hydraulic cylinder (2) Easy to use control box (3) Automatic safety- lock-release  
(4) Lockable drive on ramp extensions for longer vehicles (5) Reinforced baseplate (6) Low drive over height of only 110 mm

## Dimensions and technical data



### Technical Data: TW S3-10 E

Lifting capacity	3000 kg
Lifting height max.	1000 mm + Rubber
Drive on height	110 mm
Lifting, lowering time (approx.)	20/20 sec.
Power supply	400 V or 230 V*
Motor power	2,2 kW
Fusing	16 A / type C
Weight (approx.)	500 kg

\*Please note: The products are being sold as the 400-volt model, if desired, please specify the 230-volt version.

Contact us personally: Monday-Friday from 9 am - 6 pm | Saturday from 10 am - 1 pm




**230 V**
**3600 kg**

Manuell


**NEW:  
GREY-Line**

 Item No:  
TW436P-D2-G

 Now also  
available in  
anthracite!

**Included:**

 Wheel hocks  
(4 pcs)


# 4-Post double parking lift

Item No.: TW436P-D2 / TW436P-D2-G

## Description

**The practical 4 post double parking lift.**

With its optional mobile kit you can use this lift in very tight spaces, and with the optional offset motor brackets you can assemble more lifts along side of each other.

Use our optionally available angleplate to reduce the width of your parking lift.

Ideal if you plan to place several lifts next to one another.

## Features

- 1A Quality built with CE-Certificate
- Manufactured in accordance to ISO 9001
- Hydraulic overfill valve
- 1 hydraulic cylinder mounted under runway cares for a strong lifting and lowering
- Mechanical security locking system
- Manual safety-lock release
- Slackline and cable protection
- Platform with roll on ramp and roll off protection
- Roll on-off protection
- Foot protection
- Acoustic warning signal


## Delivery contents

- Lift incl. Power unit
- Examination book and CE-Certificate
- Wheel chocks included (4 pcs.)
- *Product video online*

 optionally  
available:

 Fast and easy  
assembly


Mobile kit (TW 436P RK)


 Offset plates  
TW 436 P VP


 Jacking beam  
TW 436 P W

 YouTube  
Product  
video


## Details



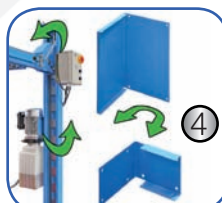
①



②



③



④



⑤



⑥



⑥



⑦



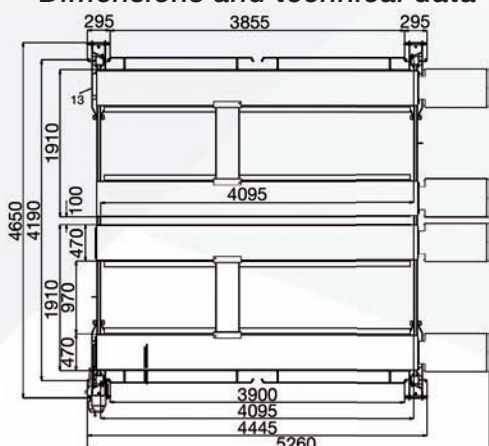
⑧



⑨

- (1) Design Example with three parking lifts side by side (2) Wide drive on ramps (3) Cross beam (4) **Optional Offset plates**  
 (5) Manual lock release system (6) Powerful electric motor/control box (7) Foot protection when lowering  
 (8) **Optionally available: Oil drip tray** (9) Including wheel chocks

## Dimensions and technical data



Secured clearance: ca. 1730 mm

 First catch position (adjustable)  
at approximately 450 mm  
(safety 100 mm apart)


### Technical Data: TW436P-D2 / TW436P-D2-G

Lifting capacity	3600 kg
Lifting height max.	1850 mm
Runway ( L./W.)	4095/470 mm
Lifting, lowering time (approx.)	45/30 sec.
Power supply	230 V
Motor power	2,2 kW
Fusing	16 A / type C
Weight (approx.)	1400 kg



# 4-Post-parking lift

Item No.: TW436P / TW436P-G

## Description

The practical 4 post parking lift. With its optional mobile kit you can use this lift in very tight spaces and with the optional offset motor brackets you can assemble more lifts along side of each other.

## Features

- 1A Quality built with CE-Certificate
- Manufactured in accordance to ISO 9001
- Hydraulic overflow valve
- A hydraulic cylinder underneath the runway provides powerful lifting and lowering capabilities
- Mechanical safety lock
- Manual safety-lock-release
- Cable break safety device
- Roll on-off protection
- Foot protection
- Acoustic warning signal

## Delivery contents

- Lift incl. Power unit
- Examination book and CE-Certificate
- Wheel chocks included (2 pcs.)
- *Product video online*
- *Assembly video*

Manuell

3600 kg

TWIN BUSCH  
GERMANY

230 V



Item No: TW436P-G

NEW:  
GREY-Line

oder  
Now also available  
in anthracite!

Included:  
Wheel chocks



Item No: TW436P



Product  
video

YouTube

Assembly  
video



optionally  
available:




Mobile kit (TW 436P RK)



## Details



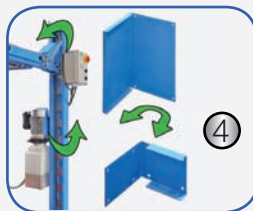
①



②



③



④



⑤



⑥



⑦



⑧



⑨

(1) Design Example with three parking lifts side by side (2) Cross beam (3) Wide drive on ramps (4) optional Offset plates (reduces the overall width of the lift of 2900 mm to just 2640 mm) (5) Foot protection when lowering (6) Including wheel chocks (7) Powerful electric motor (8) Manual lock release system (9) Optionally available: Oil drip tray

## Dimensions and technical data

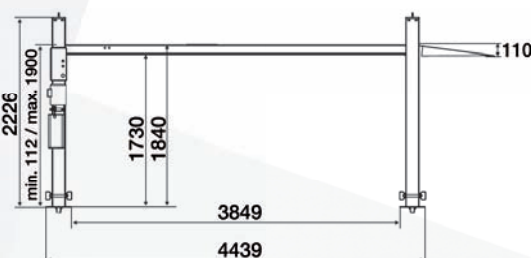
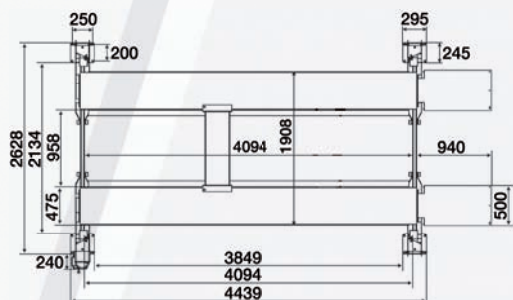
Maximum vehicle wheel base (under the lift): 2040 mm

Maximum width between posts: 2380 mm

Maximum width on the lift: 2280 mm

Secured clearance: ca. 1730 mm

First catch position (adjustable)  
at approximately 450 mm  
(safety 100 mm apart)



### Technical Data: TW436P / TW436P-G

Lifting capacity	3600 kg
Lifting height max.	1900 mm
Runway (L./W.)	4094/475 mm
Lifting, lowering time (approx.)	45/30 sec.
Power supply	230 V
Motor power	2,2 kW
Fusing	16 A / type C
Weight (approx.)	830 kg




**4500 kg**

Manual


**400 V**

## 4-Post-lift

Item No.: TW 445

### Description

Electro-hydraulic four-post lift.  
With rear sliding plates and front recesses for optional turntables. This lift is ideal for wheel alignment and all other service work.  
Jacking beam also optionally available.


### Features

- 1A Quality built with CE-Certificate
- Manufactured in accordance to ISO 9001
- Lift capacity 4500 kg
- CE-Certificate
- IP 54 24V control box
- 24 V limit switch
- Hydraulic overflow valve
- Roll off protection
- Safety lock for entire lifting height
- Cable break safety device
- Sliding plates
- Foot protection
- Acoustic warning signal

### Delivery contents

- Lift incl. Power unit
- Heavy duty anchor bolts (16 pcs.)
- Examination book and CE-Certificate
- Optional: Turntables
- Optional: Jacking beam (2 t / Pneumatic)
- [Product video online](#) | [Assembly video](#)

optionally available:


 Drive on ramp TW 445R  
2 pieces in the set





Product video



Assembly video



### Details



- (1) Wide drive on ramps / Long platforms, ideal for transporters and long wheelbase vehicles (2) Easy to use control box (3) Powerful electric motor  
(4) Foot Protector (5) Removable plates for optional turntable (6) Sliding plates (rear) included (7) Manual release

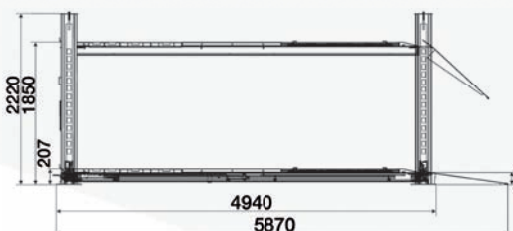
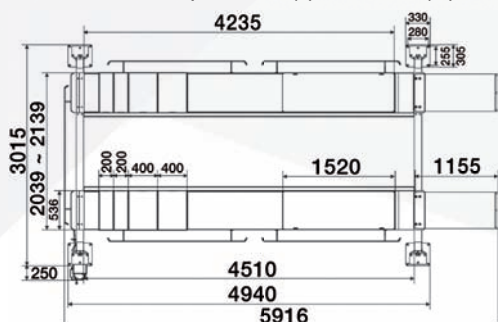
### Dimensions and technical data

Minimal wheel base for the alignment: 1600 mm

Maximum wheel base for the alignment: 3700 mm | Maximum wheel base for the lift: 4320 mm

Total length of the lift (including ramps): 5867 mm

Foundation requirement: (L) 5140 mm x (W) 3400 mm x (concrete strength C20/25) 150 mm



### Technical Data: TW 445

Lifting capacity	4500 kg
Lifting height max.	1850 mm
Runway length	4510 mm
Runway width	536 mm
Drive on height	126 mm
Lifting time (approx.)	50 sec.
Power supply	400 V / 3 Phase
Motor power	2,2 kW
Fusing	16 A / type C
Weight (approx.)	1400 kg



# HGV-lift (22 t, 33 t, 30 t or 45 t)

Item No.: 550-4 (22 t) | 550-6 (33 t) | 575-4 (30 t) | 575-6 (45 t)

400 V

Autom.



## Description

Mobile HGV lift:

22 and 30 t – Available in a 4 wheel version

33 and 47 t – Available in a 6 wheel version

Ideal for confined spaces, these lifts can be moved as easily as a pallet lift on all hard flat surfaces.

Robust in design.

The 4-series can be upgraded to a 6-series version at any time. The main column generally has 6 connections.

Combined power:  
4 column variant  
(Item No.: 550-4 or 575-4)

Combined power:  
6 column variant  
(Item No.: 550-6 or 575-6)



## Features

- 11A Quality built with CE-Certificate
- Manufactured in accordance to ISO 9001
- Top quality solid construction
- Can be controlled from every column
- Control can be switched from a single, to a combined lift
- Easy to move
- 4 or 6 electrical motors provide powerful lifting capability
- Transporter adapters optionally available

## Delivery contents

- Complete HGV lift
- English instruction manuals
- Examination book
- CE-Certificate
- Optional: Adapters for the TW HGV lift (enables you to lift small transporters and trucks)
- Product video online



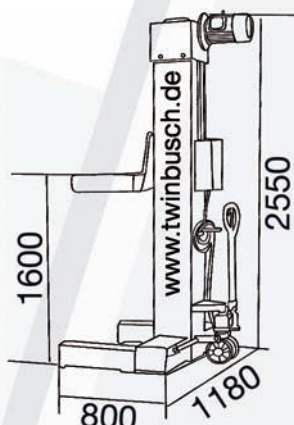
Product  
video  
YouTube

## Details



- (1) Also suitable for transporters (2) As easy to move as a pallet lift (3) Extreme safe fit  
(4) Main control unit (5) Control possible from each column

## Dimensions and technical data



Technical Data	550-4	550-6	575-4	575-6
Lifting capacity	22000 kg	33000 kg	30000 kg	45000 kg
Per post	5500 kg	5500 kg	7500 kg	7500 kg
Lifting height max.	1600 mm	1600 mm	1600 mm	1600 mm
Lifting, lowering time (approx.)	10 mm/s	10 mm/s	10 mm/s	10 mm/s
Motor power	4 x 3,0 kW	6 x 3,0 kW	4 x 3,0 kW	6 x 3,0 kW
Power supply	400 V / 3 Ph.	400 V / 3 Ph.	400 V / 3 Ph.	400 V / 3 Ph.
Fusing	32 A (type C)	32 A (type C)	32 A (type C)	32 A (type C)
Weight (approx.)	2400 kg	3600 kg	3000 kg	4500 kg




**500 kg**
**230 V**

# Motorcycle lift

**Item No.: TWM-02**
**Powerful electric motor with hydraulic drive**


## Description

With the TWM-02 motorcycle lift you have an extremely massive hydraulic scissor lift for motorcycles (for large machines such as Chopper, Tourer, etc.) and scooters weighing up to 500 kg. A powerful electric motor makes for comfortable lifting and lowering of your two-wheelers.



## Features

- 1A Quality built with CE-Certificate
- Manufactured in accordance to ISO 9001
- Very solid construction with a powerful electric motor
- Non-slip, ribbed working surface
- Integrated swing plate for back wheel removal
- Foot pedals on both sides for comfortable lifting and lowering of your Bikes
- Ramp moves automatically away from the working area when lifting
- Pneumatic control for front wheel clamping
- Four wheels with integrated brakes
- Compressed air of 6-8 bar

## Delivery contents

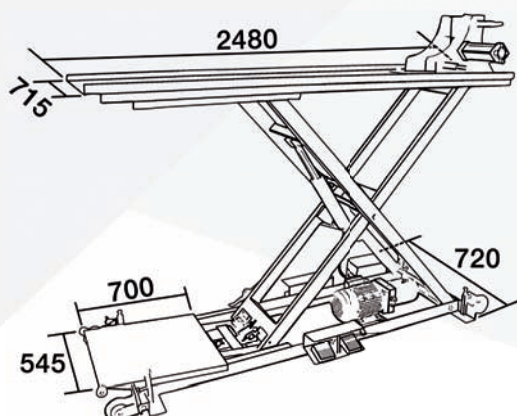
- Motorcycle lift
- English instruction manuals
- CE-Certificate

## Details



- (1) Non-slip grooved ramp
- (2) Integrated hinged plate for back wheel removal
- (3) Four wheels with integrated brakes
- (4) Massive hydraulic cylinder
- (5) Powerful electric motor
- (6) Foot pedals on both sides for comfortable lifting and lowering of your Bikes
- (7) Pneumatic front wheel clamp

## Dimensions and technical data



**Whole length including ramps: 3180 mm**  
**Maximum lifting height: 1200 mm**

### Technical Data: TWM-02

Lifting capacity	500 kg
Lifting height max.	1200 mm
Lifting, lowering time (approx.)	30 sec.
Power supply	230 V
Runway length	2480 mm
Runway width	715 mm
Motor power	0.75 kW
Weight (approx.)	285 kg

## Accessories for 2 post lift



### Special adapters

(TW 250 AD5 or TW 240 AD5)

- Supplied in set of 4
- For sills higher than 20 mm.
- e. g. Citroen Jumpy, Peugeot Expert, 2007, Fiat Scudo
- TW 240 AD5 suitable for 3600 kg and 4200 kg-lifts
- TW 250 AD5 suitable for 5000 kg and 6000 kg-lifts

**Important note (TW 250 AD5):** The diameter of the plug-in insert is 61 mm (not suitable for support arms with a diameter of 50 mm). Please measure accordingly.



### Special adapters

(TW 250 AD6)

- Supplied in set of 4
- For the frame work (e.g. US Cars such as Hummer H2)
- Suitable for TW 250 and TW 250 B4.5 (5000 kg)
- Suitable for TW 260 and TW 260 B4.5 (6000 kg)

**Important note:** The diameter of the plug-in insert is 61 mm (not suitable for support arms with a diameter of 50 mm). Please measure accordingly.



### Special adapters

(TW 250 AD3)

- Supplied in set of 4
- (e.g. Citroen Jumper, Peugeot Boxer, 2006, Fiat Ducato)
- Suitable for TW 250 and TW 250 B4.5 (5000 kg)
- Suitable for TW 260 and TW 260 B4.5 (6000 kg)

**Important note:** The diameter of the plug-in insert is 61 mm (not suitable for support arms with a diameter of 50 mm). Please measure accordingly.



### Special adapters

(TW 250 AD2)

- Supplied in set of 4
- (e. g. Mercedes Sprinter or VW crafter)
- Suitable for TW 250 and TW 250 B4.5 (5000 kg)
- Suitable for TW 260 and TW 260 B4.5 (6000 kg)

**Important note:** The diameter of the plug-in insert is 61 mm (not suitable for support arms with a diameter of 50 mm). Please measure accordingly.



### Special adapters

(TW 250 AD4)

- Supplied in set of 4
- (e.g. Renault Master, Opel Movano, 2010, Nissan-Interstar)
- Suitable for TW 250 and TW 250 B4.5 (5000 kg)
- Suitable for TW 260 and TW 260 B4.5 (6000 kg)

**Important note:** The diameter of the plug-in insert is 61 mm (not suitable for support arms with a diameter of 50 mm). Please measure accordingly.



### Height adapter

(TW 250 AD1)

- Supplied in set of 4
- For Heavy-Line
- Suitable for TW 250 and TW 250 B4.5 (5000 kg)
- Suitable for TW 260 and TW 260 B4.5 (6000 kg)



### Height adapter

- For Basic-Line, Profi-Line and Heavy-Line (4 x 90 mm = 1 set)



### Air-Kit (TW 236PE-AIR)

- Suitable for TW 236 PE, TW 236 PE B3.9, TW 242 PE, TW 242 PE B4.3, TW 250, TW 250 B4.5, TW 260 and TW 260 B4.5
- It is integrated in the motor cover above the control unit
- ¼ inch air coupling
- Including a 2 m long 12 mm hose

included:



### Hydraulic Oil / HLP 32 (hlp)



- 5 Liter - High performance hydraulic oil.

### TW 242G-GPV Baseplate reinforcement for TW 242 G (Two reinforcing plates in the set, including heavy-duty anchor bolts)



#### Fits only the TW 242 G!

**Please note,** that the reinforcement plates are not needed in most cases. Without reinforcing plates a minimum concrete thickness of 200 mm is required!

Through experience the required concrete depth (foundation requirement of 200 mm) should be met, this must be checked by the customer. If in exceptional cases the foundation requirement is not met, we offer a special solution. The minimum requirements with respect to the concrete strength are reduced by 50 mm, if the reinforcing plates are installed. This baseplate reinforcement is therefore to be used for concrete thickness between 150-200 mm.



### TW 242GPV Baseplate reinforcement for 2-Post Lifts (Two reinforcing plates in the set, including heavy-duty anchor bolts)

For these Models Modelle (3.6 t - 4.2 t) > TW 242 A | 242 E | 236 PE | 236 PE B3.9 | 242 PE | 242 PE B4.3



**Please note,** that the reinforcement plates are not needed in most cases.

Without reinforcing plates a minimum concrete thickness of 200 mm is required! (For the mentioned 2-post lifts models with a load capacity of 3.6 t - 4.2 t).

Through experience the required concrete depth (foundation requirement of 200 mm) should be met, this must be checked by the customer. If in exceptional cases the foundation requirement is not met, we offer a special solution. The minimum requirements with respect to the concrete strength are reduced by 50 mm, if the reinforcing plates are installed. This baseplate reinforcement is therefore to be used for concrete thickness between 150-200 mm.



### TW 250GPV Baseplate reinforcement for 2-Post Lifts (Two reinforcing plates in the set, including heavy-duty anchor bolts)

For these Models Modelle (5.0 t - 6.0 t) > TW 250 | TW 250 B4.5 | TW 260 | TW 260 B4.5



**Please note,** that the reinforcement plates are not needed in most cases.

Without reinforcing plates a minimum concrete thickness of 250 mm is required! (For the mentioned 2-post lifts models with a load capacity of 5.0 t - 6.0 t).

Through experience the required concrete depth (foundation requirement of 250 mm) should be met, this must be checked by the customer. If in exceptional cases the foundation requirement is not met, we offer a special solution. The minimum requirements with respect to the concrete strength are reduced by 50 mm, if the reinforcing plates are installed. This baseplate reinforcement is therefore to be used for concrete thickness between 200-250 mm.





## Accessories for 4 post lift / HGW lift



Free wheel jack for 4 post and (TW 445) / scissor lift (TW SA-42U-V2) | Item No: TW 445 W

- It can be moved individually on your 4-post lift, scissor lift or pit using appropriate guide rollers.
- Drive: Pneumatic - Hydraulic | Lifting capacity: 2T
- Track width guide rollers: 850 - 1160 mm
- Maximum extension support arms: 800 - 1500 mm
- **Not available for the TW 436 P/TW 436P-D2/TW 445 (2016 model or older)**

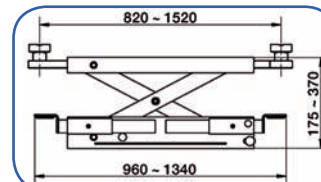


Jacking beam for the 4-Post-parking lift (TW 436 P W)



- With adjustable sockets
- Hand hydraulics

- Maximum extension support arms: 820 - 1520 mm
- **Not available for the TW 445**



Turntables (TW 445 D)

- To check the caster
- Scale range +/-50°
- Simple zero
- 2 Turntables in a set
- **Perfect accessory to your 4-post lift TW 445**




Adapter for TW-Truck lift (550-6AD)

- For the lifting of transporters and light trucks



Runway extensions TW 445-V

- Suitable for your TW 445
- 2 pieces in the set
- With one set (2 pieces) the runway can optionally be extended 600 mm forward or backward
- With two sets (4 pieces) is an extension (when mounting forward and backward) by remarkable 1200 mm possible. Perfect for lifting vehicles with extremely long wheelbase (for example RVs)



Mobile kit for TW436P / TW436P-D2 (TW 436P RK)


- Fast and easy installation
- 4 pieces in the set | For more flexibility
- Your parking lift is very easy to move with the mobile kit
- **Perfect accessory to your 4-post parking lift TW436P/TW436P-D2**



(TW 436P VP)

Angele plates for TW436P / TW436P-D2

- For turning the hydraulic and control unit 90 degrees to the main post
- Reducing the overall width of the parking lift
- Ideal when installing in narrow garages or when installing several lifts side by side
- **Perfect accessory to your 4-post parking lift TW436P/TW436P-D2**



(TW 445R)

2 pieces in the set

Ramps for TW 445

- Allows you to drive over the front ramps after passing the standard ramps at the backside. So it is not necessary to drive the vehicle after testing backwards off the lift
- **Perfect accessory to your 4-post lift TW 445**

## Accessories for scissor lift

Cross beam for TWIN BUSCH scissor lifts

TW S3-Q



2 pieces in the set

- Set of cross beams for lifting vehicles with narrow frames such as off-road vehicles or pre-war vintage cars
- Fits all Twin Busch scissor lifts

Extension for TWIN BUSCH scissor lifts

TW S3-V




2 pieces in the set

- Ideal for vehicles with large wheel base like the T5 (max wheelbase 2200 mm)
- Fits all Twin Busch scissor lifts



Mobile kit TW S3-10E (TW S3-10A)

- Quick and easy installation
- You can move your TW S3-10E individually with the mobile kit
- **Perfect accessory to your TW S3-10 E scissor lift**




4 pieces in the set

(TW S3-10R)

Ramp set for the TW S3-10E

- 2 Stage drive on height from only 55 mm
- 4 fixing plates to reduce slipping
- Easy to remove in a few seconds
- Ramp Measurements: 850 mm (L) x 460 mm (B) x 55 mm (H)
- **Perfect accessory to your TW S3-10 E scissor lift**




4 pieces in the set

(TW S3-19R)

Ramp set for the TW S3-19

- 2 Stage drive on height from only 55 mm
- Ramp Measurements: 850 mm (L) x 650 mm (B) x 55 mm (H)
- Does not need to be fixed
- **Perfect accessory to your TW S3-19 scissor lift**

TW SA-55R



4 pieces in the set

Ramp set for the TW SA-55

- On ground mounted
- Ramp Measurements: 1580 mm (L) x 630 mm (B) x 240 mm (H)
- **Perfect accessory to your TW SA-55 scissor lift**

Further accessories for your lift can be found at [www.twinbusch.de](http://www.twinbusch.de)

Onlineshop: [www.twinbusch.co.uk](http://www.twinbusch.co.uk) (E-Mail: [info@twinbusch.co.uk](mailto:info@twinbusch.co.uk))

TWIN BUSCH UK LTD | 9, Linnell Way | Telford Way Industrial Estate | NN16 8PS, Kettering (Northants) | +44 (0) 1536 522 960

# Computerized wheel alignment

Item No.: TW 115



## Description

Computerized wheel alignment system.  
Easy to operate with user friendly software.  
Integrated car database. Menu in many languages. Large display and wireless data transfer via bluetooth.

## Features

- 1A Quality built with CE-Certificate
- Manufactured in accordance to ISO 9001
- Software in German, English, Spanish, French, Romanian, Dutch, Turkish and many more!
- Measuring system with 8 CCD sensors wireless (Bluetooth)
- Easy to operate
- LED display for camber and toe
- Measurement range up to  $\pm 14^\circ$
- Accuracy of measurement up to  $\pm 0,01^\circ$

## Delivery contents | Optional accessories

- Mobile cabinet with PC (refurbished)
- 4 measuring heads with charging cable
- Monitor
- Wheel alignment software
- Extensive car database
- Detailed manual
- Printer (optional)
- Product video online




Product video

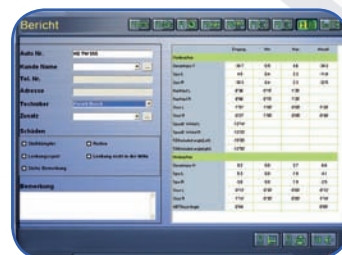


TW 115 << Computerized wheel alignment

## Details | Software-Screenshots



(1) Measuring head with wheel clamps (2) Display on measuring head (3) LED display for Camber and Toe  
(4) User friendly software with extensive car database







12"-22"

10"-19"

230 V

**NEW**



**Bead press and edge protection included free of charge!**

**TW X-610 + TW F-100**  
also available as a set!



Hand operated  
Wheel balancer  
TW F-100

Perfect accessory  
to the TW X-610.  
Detailed information on page 50.



## Basic-Line Tyre changer

Semi-automatic Swing arm design | Item No.: TW X-610

### Description

Tyre changing machine with swing arm design, the ideal starter model with TOP price - performance ratio, user friendly and an innovative design.

### Features

- 1A Quality built with CE-Certificate
- Manufactured in accordance to ISO 9001
- Side swing mounting arm design
- Eccentric tension of mount and demount head
- Powerful bead breaker
- Self centered 4 clamping jaws system
- 22" large turntable for cars and vans
- Tubeless tyre inflating system
- Powerful E-Motor for supply and return lines
- Clamping jaws made of special steel

### Delivery contents

- Tyre changer with a maintenance unit
- Inflating gun and bead lever
- Bead press and edge protection
- 3 set plastic protector for mount and demount head (for protection of alloy wheel rims)
- CE-Certificate
- Product video online
- Assembly video



Product  
video

YouTube  
Assembly  
video



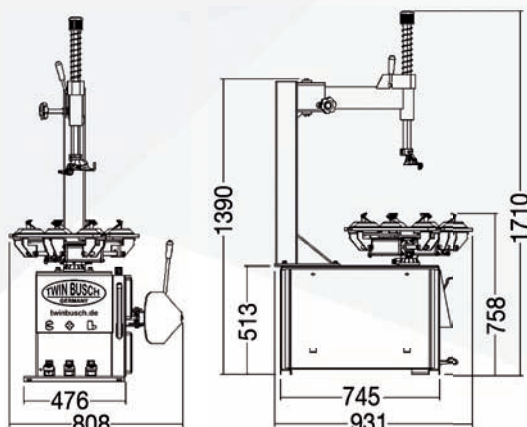
Check our technical decisions helper (on page 44)  
before you buy your Tyre fitting machine

### Details



(1) Strong tyre press (2) Eccentric clamping (3) Mounting head (4) Comfortable foot pedal (5) Wide clamping range

### Dimensions | Technical data | Accessories



Extensive accessories

#### Technical Data: TW X-610

Outside clamping range	10" - 19"
Inside clamping range	12" - 22"
Wheel diameter (max.)	41" (1040 mm)
Wheel width (max.)	14" (355 mm)
Bead breaker force	2500 kg
Air supply	8-10 bar
Power supply	230 V
Motor power	1,1 kW
Noise level	<75 dB
Weight (approx.)	188 kg

# Tyre changer

Semi-automatic Swing arm design | Item No.: TW X-11



TW X-11 < Tyre changer

## Description

Robust design tyre changer with side swing mounting arm in professional quality.

## Features

- 1A Quality built with CE-Certificate
- Manufactured in accordance to ISO 9001
- Side swing mounting arm design
- Eccentric tension of mount and demount head
- Powerful bead breaker
- Self centered 4 clamping jaws system
- 24" large turntable for cars and vans
- Tubeless tyre inflating system
- Powerful E-Motor for supply and return lines
- Clamping jaws made of special steel
- Plastic protectors for mounting head / jaws
- Top quality and massive construction

## Delivery contents

- Tyre changer with a maintenance unit
- Inflating gun and bead lever
- Bead press and edge protection
- Clamp protector for clamping jaws system (4 items)
- 3 set plastic protector for mount and demount head (for protection of alloy wheel rims)
- CE-Certificate
- Product video online
- Assembly video



Product  
video



Assembly  
video



⊕ 12"-24"

⊗ 10"-21"

⚡ 230 V

or\*

⚡ 400 V

Both versions  
available

Check our technical desicions helper (on page 44)  
before you buy your Tyre fitting machine

## Details




①



②

③



⑤



⑥

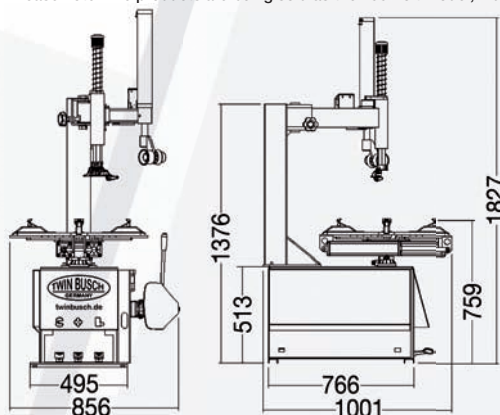


⑥

(1) Strong tyre press (2) Help-arm for professional use (3) Mounting head (4) Joystick for fine adjustment  
(5) Foot pedals (6) Special steel clamps | Large clamping diameter 10" - 24"

## Dimensions | Technical data | Accessories

\*Please note: The products are being sold as the 400-volt model, if desired, please specify the 230-volt version.



Extensive accessories

### Technical Data: TW X-11

Outside clamping range	10" - 21"
Inside clamping range	12" - 24"
Wheel diameter (max.)	41" (1040 mm)
Wheel width (max.)	14" (355 mm)
Bead breaker force	2500 kg
Air supply	8-10 bar
Power supply	400 V or 230 V*
Motor power	0,75 / 1,1 kW
Noise level	<70 dB
Weight (approx.)	211 kg





400 V



# Tyre changer

Item No.: TW X-93

## Description

**Top tyre changer with a new type of clamping system**, optimal for sensitive aluminium rims. The wheel is mounted on a spindle using a centering cone (incl. 4 pcs.) and a quick-locking clamp in connection with a bayonet lock.

## Features

- 1A Quality built with CE-Certificate
- Manufactured in accordance to ISO 9001
- Self centering wheel mounting system
- Mounting shaft with quick release system
- 1 Help-arm for professional use
- Wheel lifter
- Mounting head can be moved to the side
- Pneumatic mounting head adjustment
- Large clamping range for cars and vans
- High quality stainless steel components in the inner part
- Precise control block with STOP function
- Powerful bead breaker (2500 kg)
- Powerful electrical motor

## Delivery contents

- Tyre changer with maintenance unit
- Air filler and lifting lever
- Bead press and edge protection
- Plastic protectors for aluminium rims (3 pcs.)
- [Product video online](#)
- [Assembly video](#)

**NEW**




**Bead press and edge protection included free of charge!**

Check our technical decisions helper (on page 44) before you buy your Tyre fitting machine

optionally available:

Roll board (can be used on all of our tyre changers)

TW X-ROLL



TW X-93AD

Hole adapter (can also be used on all of our tyre balancers)



Second help-arm (see TW X-98)




Product video

YouTube

Assembly video

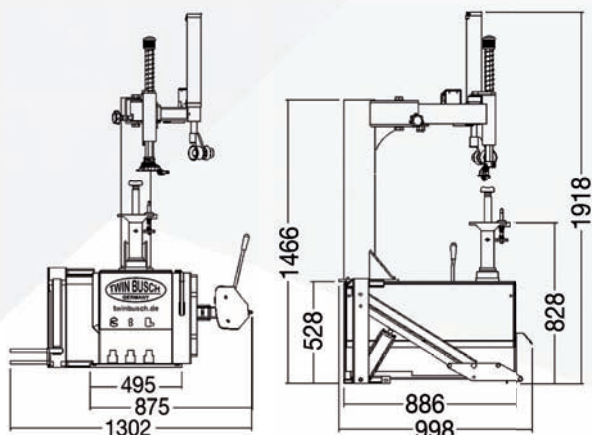


## Details



(1) Help-arm for professional use (2) Mounting head (3) Comfortable and clear tire inflator  
(4) Self centering wheel mounting system (5) Wheel lifter

## Dimensions | Technical data | Accessories



Extensive accessories

### Technical Data: TW X-93

Wheel diameter (max.)	45" (1143 mm)
Wheel width (max.)	16" (406 mm)
Bead breaker force	2500 kg
Air supply	8 - 10 bar
Power supply	400 V
Motor power	0,75 kW
Noise level	<70 dB
Weight (approx.)	269 kg

# Tyre changer

Semi-automatic Swing-arm design | Item No.: TW X-98

## Description

Our multi-talent for all standard, low profile and run flat tyres. Two help-arms for more efficiency.

## Features

- 1A Quality built with CE-Certificate
- Manufactured in accordance to ISO 9001
- Mounting head can be moved to the side
- Solid construction
- Pneumatic mounting head adjustment
- Powerful bead breaker (2500 kg)
- Self centering 4-jaw clamping system
- Large clamping range for cars and vans (Outside 12" - Inside 28")
- Integrated air booster in the clamping jaws
- Exchangeable plastic protectors for the mounting head
- High quality stainless steel components in the inner part
- Precise control block with STOP function
- Powerful electrical motor
- Clamping jaws made of special steel

## Delivery contents

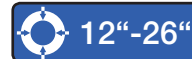
- Tyre changer with maintenance unit
- Air filler and lifting lever
- Bead press and edge protection
- Plastic protectors for the clamping jaws (4 pcs.)
- Plastic protectors for the mounting head (set 3 pcs.)
- Operating instructions | CE-Certificate
- Product video online | Assembly video



Product  
video

YouTube

Assembly  
video



or\*



Both versions  
available


**NEW**



**Bead press  
and edge  
protection  
included free  
of charge!**

Check our technical desicions helper (on page 44)  
before you buy your Tyre fitting machine

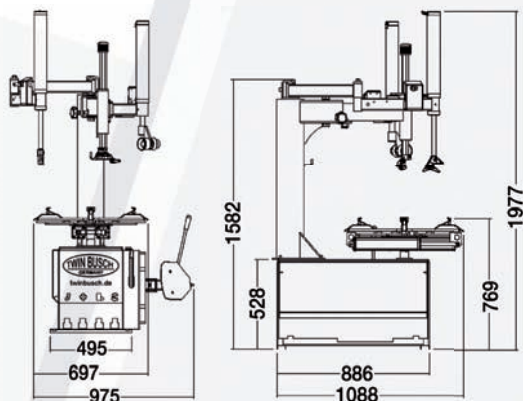
## Details



- (1) Two help-arms for more efficiency (2) Special steel clamps (3) Powerful air jets in all clamping jaws  
(4) Large clamping range (5) Bead press (6) Foot pedals (7) Tyre inflator (8) Powerful bead breaker

## Dimensions | Technical data | Accessories

\*Please note: The products are being sold as the 400-volt model, if desired, please specify the 230-volt version.



Extensive accessories

Technical Data: TW X-98	
Clamping range outside	12" - 26"
Clamping range inside	14" - 28"
Wheel diameter (max.)	45" (1143 mm)
Wheel width (max.)	16" (406 mm)
Bead breaker force	2500 kg
Air supply	8 - 10 bar
Power supply	400 V or 230 V*
Motor power	0,75 / 1,1 kW
Noise level	<70 dB
Weight (approx.)	276 kg





# Tyre changer | Item No.: TW X-36 WDK



Product  
video



Assembly  
video



## The WDK certificate stands for the highest quality and safety!

The tire is no longer just a piece of rubber.

It is a high-tech product, which has to meet the highest standards and demands.


- The WDK certificate is the HIGHEST label for tire mounting machines.
- The TW X-36 WDK is a tire mounting machine, of professional class, tested with the strictest WDK guidelines.
- Your advantage: You have the option to register as a certified WDK installer and show your customers that they could not be in better hands!

The correct way makes all the difference. Incorrect installation may subsequently lead to serious accidents.

400 V

14"-26"

12"-24"



# The new TOP-Model - 2 Speed with WDK-certificate!



## Description

### TW X-36 WDK - 2 Speed with WDK-certificate!

Tyre changer with pneumatic tilting mounting arm and a built-in air booster.  
For standard, low profile, UHP and run-flat tires. Including assistant arm.

The TW X-36 WDK is a tire mounting machine of a professional class, tested with the strictest WDK guidelines.

The TW X-36 is characterized by many additional features, such as the assistant arm with two tyre rollers, specially shaped presses, an extra thick bead breaker, (adjustable) 2-speed rotary table (7 and 14 rpm), adjustable bead holder, bead chain, Rim flange protection and a certified WDK installation tyre lever. With the TW X-36 WDK a professional and damage free removal and installation is guaranteed.

## Features

- WDK certificate | Quality workmanship
- Manufactured in accordance to ISO 9001
- 2 speed turntable (7 and 14 rpm)
- Adjustable tilting arm
- Robust construction
- Tyre and rim damage free mounting according to WDK
- Pneumatic mounting head locking
- Strong bead breaking (3000 kg)
- Large clamping range 12" - 26"

- Built in Air booster to aid tyre fitting
- Changeable mounting head rim protectors
- Strong electric motor for easy tyre fitting
- High quality steel clamps for long life
- Quality controls for fine adjustment and stop function
- Stainless steel internal parts (advantage: no rust)
- Self centring 4 clamping system

## Delivery contents

- Tyre changer with maintenance unit
- Air filler and tyre lever according to WDK
- Rim protector
- Bead press (adjustable)
- Bead chain
- Bead press restrictor

- Plastic protectors for the mounting jaws (4 pcs.)
- Plastic protectors for the mounting head (set 3 pcs.)
- Operating instructions
- *Product video online | Assembly video*

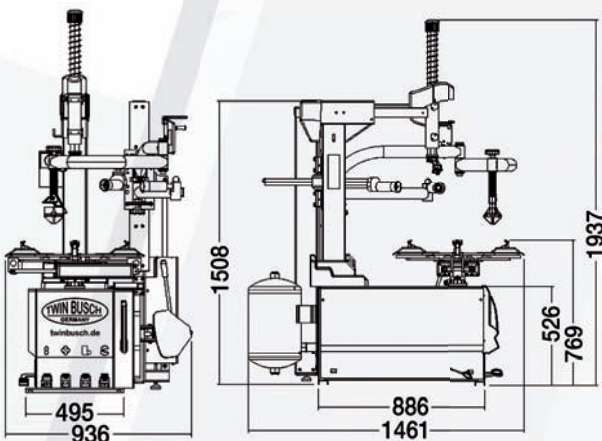
*Check our technical decisions helper (on page 44) before you buy your Tyre fitting machine*

## Details



- (1) Extremely convenient mounting through two rollers on the assistant arm, specially shaped mounting press disc.
- (2) Bead chain holder according to WDK.
- (3) Powerful assistant arm
- (4) Less damage to tyres and rims due to the two roller presses
- (5) Two way speed switch
- (6) Pneumatic mounting head locking

## Dimensions | Technical data | Accessories



Extensive accessories

Technical Data: TW X-36 WDK	
Clamping range outside	12" - 24"
Clamping range inside	14" - 26"
Wheel diameter (max.)	45" (1143 mm)
Wheel width (max.)	16" (406 mm)
Bead breaker force	3000 kg
Air supply	8 - 10 bar
Power supply	400 V / 3 Phase
Motor power	1,1 kW
Revolution speed	7 and 14 U/min.
Noise level	<70 dB
Weight (approx.)	360 kg





400 V

14"-26"

12"-24"




Check our technical decisions helper (on page 44) before you buy your Tyre fitting machine

optionally available:

Automatic mounting head TW X-AMK



## Details



①



②



③



④



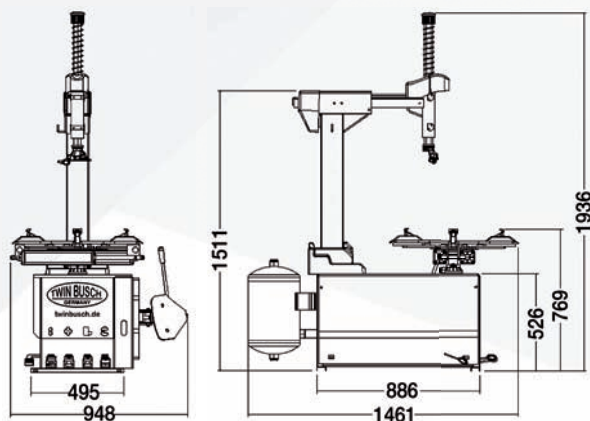
⑤



⑥

(1) Powerful bead breaker (2) Fine adjustment by joystick (on the mounting arm) (3) Help-arm with bead roller, bead presser and bead loosening disk (4) Large air tank for the integrated air boosters in the mounting jaws (5) Special steel clamps (6) Tyre inflator

## Dimensions | Technical data | Accessories



Extensive accessories

### Technical Data: TW X-31 / X-36

Clamping range outside	12" - 24"
Clamping range inside	14" - 26"
Wheel diameter (max.)	45" (1143 mm)
Wheel width (max.)	16" (406 mm)
Bead breaker force	2500 kg
Air supply	8-10 bar
Power supply	400 V / 3 Phase
Motor power	0,75 kW
Noise level	<70 dB
Weight (approx.)	246 / 320 kg

# Tyre changer

## Automatic | Item No.: TW X-31 | X-36

### Description

**Tyre changer with pneumatically operated tilting column and integrated air-booster.** Ideal for all standard, low profile and run flat tyres. TW X-36 with help-arm, TW X-31 without the help arm can be added as an option at anytime.

### Features

- 1A Quality built with CE-Certificate
- Manufactured in accordance to ISO 9001
- The mounting arm tilts backwards
- Solid construction | Gentle on the rims
- Pneumatically adjustable mounting head
- Powerful bead breaker (2500 kg)
- Self centering 4 jaw clamping system
- Large clamping range for cars and vans (Outside 12" - Inside 26")
- Air booster integrated in the clamping jaws
- Exchangeable plastic protectors for the mounting head
- High quality stainless steel components in the inner part
- Precise control block with STOP function
- Powerful electrical motor
- Clamping jaws made of special steel

### Delivery contents

- Tyre changer with maintenance unit
- Air filler and lifting lever
- Bead press and edge protection
- Plastic protectors for the mounting jaws (4 pcs.)
- Plastic protectors for the mounting head (set 3 pcs.)
- Operating instructions and CE-Certificate
- Product video online | Assembly video



Product video TW X-31

YouTube

Assembly video TW X-31



Product video TW X-36

YouTube

Assembly video TW X-36



# HGV tyre changer

Item No.: TW X-00 T



## Description

Our electro-hydraulic tyre mounting machine can be used for light and normal truck tyres as well as for agricultural or construction machine tyres up to 1600 mm wheel diameter and 700 mm wheel width.

## Features

- 1A Quality built with CE-Certificate
- Manufactured in accordance to ISO 9001
- Solid construction
- Very easy handling by using control unit, joystick and foot pedals
- Self centering 4-jaw clamping system
- Electro hydraulic clamping system
- Clamping jaws made of special steel
- Mounting arm can be rotated and extended on the slide as well as hydraulically raised, lowered and moved
- Safe clamping of the rim
- Powerful electrical motor
- high-quality control device for gentle control

## Delivery contents

- HGV tyre changing machine
- Control unit / Joystick
- Air filler | Lifting lever
- Operating instructions | CE-Certificate
- Product video online



Product video




optionally available:

Aluminium clamping claws for HGV Tyre fitting machine (Item No.: TW X-00T/KSCH)

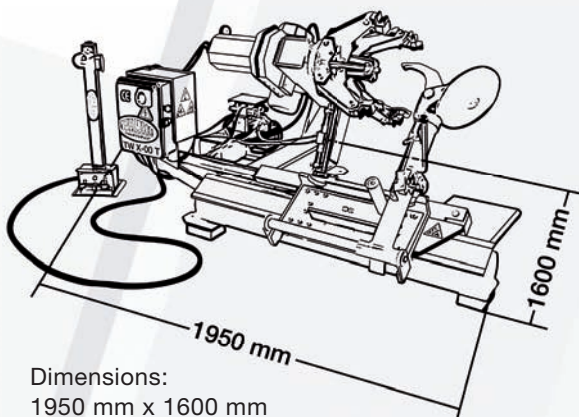


## Details



- (1) Powerful drive motor with 1,5 kW and 1,8 kW power (2) Flexible bead breaker on mounting arm  
(3) Flexible Joystick controller (4) Foot pedals for precise control (5) Massive and precisely controllable clamping arms with a very large clamping range of up to 26 inches and a maximum wheel diameter of up to 1600 mm

## Dimensions | Technical data | Accessories



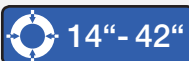
Dimensions:  
1950 mm x 1600 mm

Extensive accessories



Technical data: TW X-00 T	
Clamping range outside	14" - 26"
Wheel diameter (max.)	1600 mm
Wheel width (max.)	700 mm
Wheel width (max.)	500 kg
Power supply	400 V / 3 Phase
Motor power	1,5 kW / 1,8 kW
Weight (approx.)	670 kg





optionally  
available:

Aluminium clamping claws for HGV Tyre fitting machine (Item No.: TW X-00T/KSCH)



# HGV tyre changer

Item No.: TW X-60 T

## Description

Our large electro-hydraulic tyre mounting machine can be used for light and normal truck tyres as well as agricultural or construction machine tyres up to 2300 mm wheel diameter and 980 mm wheel width.

## Features

- 1A Quality built with CE-Certificate
- Manufactured in accordance to ISO 9001
- Solid construction
- High quality hydraulic control block
- Very easy handling by using control unit, joystick and foot pedals
- Self centering 4-jaw clamping system
- Electro hydraulic clamping system
- Clamping jaws made of special steel
- Mounting arm can be rotated and extended on the slide as well as hydraulically raised, lowered and moved
- Safe clamping of the rim
- Powerful electrical motor
- High-quality control device for gentle control

## Delivery contents


- HGV tyre changing machine
- Maintenance unit / Joystick
- Air filler | Lifting lever, Bead press
- Operating instructions | CE-Certificate
- Product video online



Product  
video

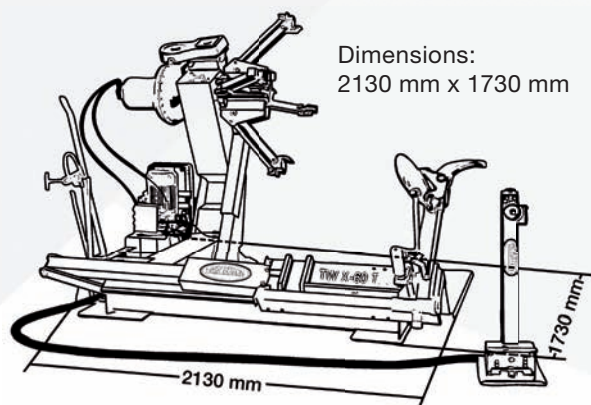


## Details



(1) Powerful drive motor with 2,2 kW power (2) Massive and precisely controllable clamping arms with a very large clamping range of up to 42 inches and a maximum wheel diameter of up to 2300 mm (3) Flexible Joystick controller (4) Foot pedals for precise control (5) Flexible bead breaker on mounting arm

## Dimensions | Technical data | Accessories



Dimensions:  
2130 mm x 1730 mm

Extensive  
accessories



Technical data: TW X-60 T	
Clamping range outside	14" - 42"
Wheel diameter (max.)	2300 mm
Wheel width (max.)	980 mm
Wheel weight (max.)	1200 kg
Power supply	400 V / 3 Phase
Motor power	2 x 2,2 kW
Weight (approx.)	867 kg

Onlineshop: [www.twinbusch.co.uk](http://www.twinbusch.co.uk) (E-Mail: [info@twinbusch.co.uk](mailto:info@twinbusch.co.uk))

TWIN BUSCH UK LTD | 9, Linnell Way | Telford Way Industrial Estate | NN16 8PS, Kettering (Northants) | +44 (0) 1536 522 960



# HGV tyre changer

Item No.: TW X-80 T



## Description

Our largest electro-hydraulic tyre mounting machine can be used for light and normal truck tyres as well as agricultural or construction machine tyres up to 2500 mm wheel diameter and 1200 mm wheel width.

## Features

- 1A Quality built with CE-Certificate
- Manufactured in accordance to ISO 9001
- Solid construction
- Very easy handling by using control unit, joystick and foot pedals
- Self centering 4-jaw clamping system
- Electro hydraulic clamping system
- Clamping jaws made of special steel
- Electrohydraulic control unit with two speeds for faster work with mounting arm and clamping device
- Mounting arm can be rotated and extended on the slide as well as hydraulically raised, lowered and moved
- Safe clamping of the rim
- Powerful 2-speed electric motor for normal and reverse operation with 4 & 8 rpm
- High-quality control device for gentle control

## Delivery contents

- HGV tyre changing machine
- Maintenance unit / Joystick
- Jaw clamp extension
- Air filler | Lifting lever, Bead press
- Operating instructions | CE-Certificate
- Product video online | Assembly video



Product video

YouTube  
Assembly video



Flexible Joystick controller



Foot pedals for precise control




optionally available:

Aluminium clamping claws for HGV Tyre fitting machine (Item No.: TW X-00T/KSCH)

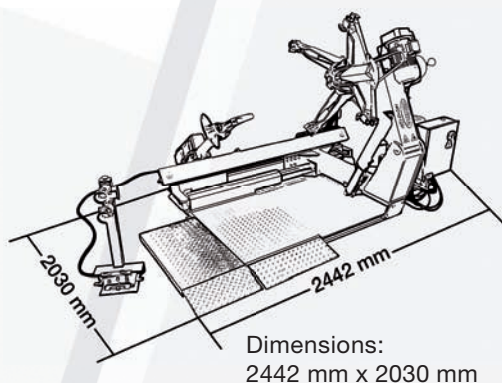


## Details




- (1) Powerful drive motor with 2 x 3 kW power | High quality hydraulic unit and complex control unit (2) Massive and precisely controllable clamping arms with a very large clamping range of up to 56 inches and a maximum wheel diameter of up to 2500 mm  
(3) High-quality and solid construction (4) Flexible bead breaker on mounting arm  
(5) Very precise control of the arm clamps (6) Jaw clamp extension (included)

## Dimensions | Technical data | Accessories



Dimensions:  
2442 mm x 2030 mm



Extensive accessories

Technical data: TW X-80 T	
Clamping range outside	14" - 56"
Wheel diameter (max.)	2500 mm
Wheel width (max.)	1200 mm
Wheel weight (max.)	2200 kg
Power supply	400 V / 3 Phase
Motor power	2 x 3 kW
Weight (approx.)	1060 kg



## Desision helper > Tyre changer

All Twin Busch tire assembly machines meet the latest standards and test guidelines and are designed for professional tire assembly. Furthermore, all tire mounting machines are designed for high load capacity and long service life. For example, the internal parts / cylinders are made of stainless steel. Which model represents the ideal solution for you depends on the requirements and the tires / rims to be mounted or disassembled.

Supported by your decision helper.

We would be happy to provide you with a comprehensive consultation with the respective Twin Busch branches.

Technical Data Comparison	TW X-610 (Basic-Line)	TW X-11	TW X-93	TW X-98	TW X-31	TW X-36	TW X-36 WDK
Clamping range outside	10" - 19"	10" - 21"	-	12" - 26"	12" - 24"	12" - 24"	12" - 24"
Clamping range inside	12" - 22"	12" - 24"	-	14" - 28"	14" - 26"	14" - 26"	14" - 26"
Wheel diameter (max.)	41" (1040 mm)	41" (1040 mm)	45" (1143 mm)	45" (1143 mm)	45" (1143 mm)	45" (1143 mm)	45" (1143 mm)
Wheel width (max.)	14" (355 mm)	14" (355 mm)	16" (406 mm)	16" (406 mm)	16" (406 mm)	16" (406 mm)	16" (406 mm)
Bead breaker force	2500 kg	2500 kg	2500 kg	2500 kg	2500 kg	2500 kg	3000 kg
Air supply	8 - 10 bar	8 - 10 bar	8 - 10 bar	8 - 10 bar	8 - 10 bar	8 - 10 bar	8 - 10 bar
Power supply	230 V	400 V / 230 V	400 V	400 V / 230 V	400 V	400 V	400 V
Motor power	1,1 kW	0,75 / 1,1 kW	0,75 kW	0,75 / 1,1 kW	0,75 kW	0,75 kW	0,75 kW
Noise level	<75 dB	<70 dB	<70 dB	<70 dB	<70 dB	<70 dB	<70 dB
Weight	188 kg	211 kg	269 kg	276 kg	246 kg	320 kg	360 kg
WDK-Certificate	No	No	No	No	No	No	Yes
Perfect for motorbike rims	Yes	Yes	No	Yes	Yes	Yes	Yes
Optional motorbike adapter	Yes	Yes	No	Yes	Yes	Yes	Yes
Recomended for Runflat tyres	No	No	No	Yes	No	Yes	Yes
Recomended for low profile tyres	No	Yes	Yes	Yes	No	Yes	Yes
Recomended for wide tyres over 300 mm	No	No	Yes	No	No	Yes	Yes
Pressure regulator for service oiler	Yes	Yes	Yes	Yes	Yes	Yes	Yes
Pneumatic adjustable turntable	Yes	Yes	-	Yes	Yes	Yes	Yes



- Chain bead press**  
(Item No.: TW X-KETTE)
- Holds the rim in 4 positions
  - For comfortable mounting



- HGV adapter**  
(Item No.: TW X-LLKW)
- Enables rim clamping with large middle holes
  - Fits the TW X-93



- Fast changing system**  
(Item No.: TW X-SWS)
- Changeable mounting head
  - Fits TW X-11, X-93, X-98, X-31 und X-36

**Roll board (for all tyre changers)**  
(Item No.: TW X-ROLL)

- Easy to use
- Quick fitting
- Solid construction



**3, 4 and 5 hole adapter (Item No.: TW X-93AD)**

- Adapter for French wheels (3, 4 and 5 holes)
- Universally adjustable for all bolt circles
- Can be used on all TW-Tyre balancing machines



**Motorcycle-adapter and large rim adapter**  
(Item No.: TW X-MOTO)

- For clamping motorcycle wheels or increasing the clamping range



**Standard mounting head**  
(Item No.: TW X-SMK)

- (included with the machine)



**Bead press**  
(Item No.: TW X-WUL)

- A major help for wide rims or a hard bead



**Motorcycle mounting head**  
(Item No.: TW X-MMK)

- For motorcycle wheels



**Screw bead press**  
(Item No.: TW X-WUL-KL)

- For UHP – and runflat tyres
- 20 mm extension included
- Screwable



**Plastic protectors (Set)**

- Item No.: TW X-GL
- Protection for alloy rims (Set included with the machine)



**Plastic mounting head**  
(Item No.: TW X-KMK)

- Protection for alloy rims



**Plastic protection for clamping jaws**  
(Item No.: TW X-KSCH/1)

- Protection for clamping of alloy rims (Set included with the machine)



**Aluminium clamping claws for HGV Tyre fitting machine (Item No.: TW X-00T/KSCH)**

- For damage free tyre changing (1 Set = 4 pcs)



**Original TWIN BUSCH Tyre mounting wax (3 kg) (Item No.: TW 1530MP)**

- For easy tyre mounting
- For any tyre types
- Preserves, maintains and aids tyre changing



**Product video!**



- Air-booster**  
(Item No.: TW X-BOOST)
- Large 20-liter-tank
  - 2 m hose
  - Shut off and safety valve

**Mechanic gloves**  
(Item No.: TW X-HAN)

- Robust design
- Long life
- For comfortable and safe usage



Further accessories for your tyre changer can be found at [www.twinbusch.de](http://www.twinbusch.de)

**Onlineshop: [www.twinbusch.co.uk](http://www.twinbusch.co.uk) (E-Mail: [info@twinbusch.co.uk](mailto:info@twinbusch.co.uk))**

TWIN BUSCH UK LTD | 9, Linnell Way | Telford Way Industrial Estate | NN16 8PS, Kettering (Northants) | +44 (0) 1536 522 960

# Wheel balancer

(Basic-Line) Item No.: TW F-150



## Description

Semi automatic Tyre Balancer, the perfect starter model. Easy to use and an innovative design.

## Features

- 1A Quality built with CE-Certificate
- Manufactured in accordance to ISO 9001
- TOP-Design
- Easy handling
- Solid construction
- Digital display
- Automatic measurement with wheel braking
- Static and dynamic balancing
- Several available programs Normal / Static / Alu1, Alu2, Alu3, Motorcycle etc.
- Integrated calibration and self-diagnostic program
- **Optional:** Motorcycle adapter, diverse vehicle adapter

## Delivery contents

- Wheel balancer TW F-150
- Centering cones (4 pcs.) gauge, weight pliers
- Quick release nut, Pressure cup, Rubber lip
- Calibration weight
- English instruction manual
- CE-Certificate
- *Product video online*
- *Assembly video*



Product video!



Assembly video




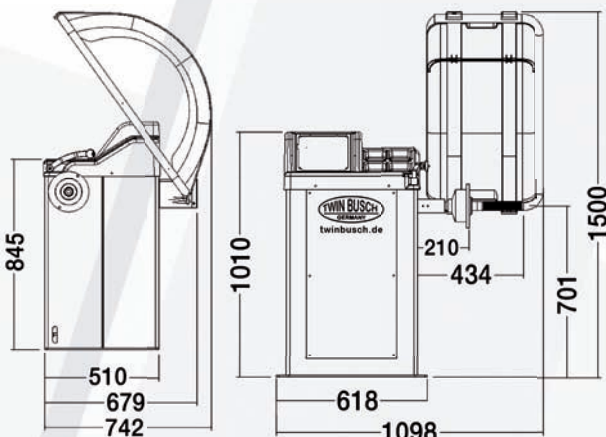
Please consult our technical decision-maker (on page 51) before purchasing your wheel balancer (s)!

## Details



- (1) Side holder for centering cones and gauge (2) Integrated distance measurement (3) Quick release nut  $\varnothing = 36$  mm  
(4) The new diagonal ergonomic design is user friendly and has 11 storage compartments included (5) Digital Display

## Dimensions | Technical data | Accessories



Extensive accessories

### Technical Data: TW F-150

Wheel width	1,5" - 20"
Wheel diameter	10" - 24"
Wheel weight max.	65 kg
Wheel center hole	36-135 mm
Measuring tolerance	+/- 1 g
Measuring time (approx.)	4-7 sec.
Power supply	230 V~
Noise level	< 70 dB
Weight (approx.)	92 kg





10"-24"

230 V



Please consult our technical decision-maker (on page 51) before purchasing your wheel balancer (s)!

# Wheel balancer

Item No.: TW F-00

## Description

Wheel balancer (semi-automatic).  
Best value for money in professional quality.  
High operating comfort and innovative design are features of our popular model.

## Features

- 1A Quality built with CE-Certificate
- Manufactured in accordance to ISO 9001
- TOP-Design
- Easy handling
- Solid construction
- Digital display
- Automatic measurement with wheel braking
- Static and dynamic balancing
- Several available programs Normal / Static / Alu1, Alu2, Alu3, Motorcycle etc.
- Integrated calibration and self-diagnostic program
- **Optional:** Motorcycle adapter, diverse vehicle adapter

## Delivery contents

- Wheel balancer TW F-00
- Centering cones (4 pcs.) gauge, weight pliers
- Quick release nut, Pressure cup, Rubber lip
- Calibration weight
- English instruction manual | CE-Certificate
- *Product video online | Assembly video*



Product  
video



Assembly  
video

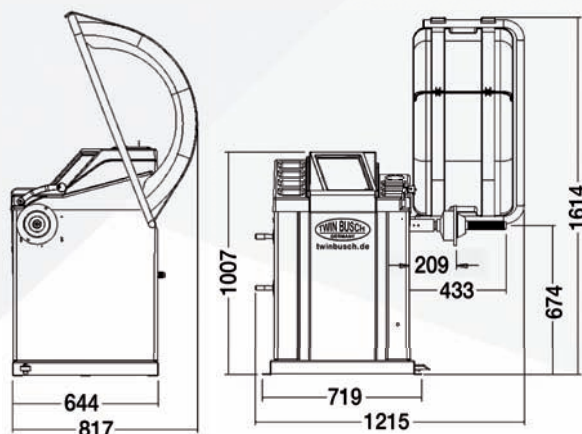


## Details



- (1) Side holder for centering cones and gauge (2) Integrated distance measurement (3) Quick release nut  $\varnothing = 40$  mm  
(4) 15 storage compartments (5) Digital Display (The new, compartment design ensures maximum user comfort and optimal ergonomics)

## Dimensions | Technical Data | Accessories



Extensive accessories

### Technical Data: TW F-00

Wheel width	1,5" - 20"
Wheel diameter	10" - 24"
Wheel weight max.	65 kg
Wheel center hole	40-135 mm
Measuring tolerance	+/- 1 g
Measuring time (approx.)	4-7 sec.
Power supply	230 V~
Noise level	< 70 dB
Weight (approx.)	122 kg

Onlineshop: [www.twinbusch.co.uk](http://www.twinbusch.co.uk) (E-Mail: [info@twinbusch.co.uk](mailto:info@twinbusch.co.uk))

TWIN BUSCH UK LTD | 9, Linnell Way | Telford Way Industrial Estate | NN16 8PS, Kettering (Northants) | +44 (0) 1536 522 960



# Wheel balancer

Item No.: TW F-23



10"-24"

230 V

## Description

Automatic tyre balancing machine.  
TOP professional quality at an affordable price.  
Equipped with electric. Automatic probe arm for measuring rim distance and rim diameter.  
Automatic recognition of the balancing programs (Normal and Alu-S). Large digital 7.5 inch display.

## Features

- 1A Quality built with CE-Certificate
- Manufactured in accordance to ISO 9001
- Top design and robust technology
- Digital display 7.5 inches | Foot brake
- Automatic measurement with wheel breaking
- Static and dynamic balancing
- Several available programs Normal / Static / Alu1, Alu2, Alu3, Alu-S / Motorcycle etc.
- Integrated calibration and self-diagnostic program
- **Optional:** Motorcycle adapter, diverse vehicle adapter

## Delivery contents

- Wheel balancer TW F-23
- Centering cones (4 pcs.) gauge, weight pliers
- Quick release nut, Pressure cup, Rubber lip
- Calibration weight
- English instruction manual | CE-Certificate
- **Product video online | Assembly video**

NEW:  
Foot  
brake




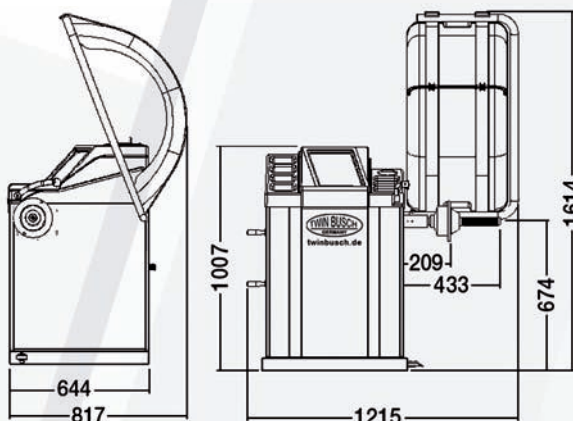
Please consult our technical decision-maker (on page 51) before purchasing your wheel balancer (s)!

## Details



- (1) 15 storage compartments (2) Accurate targeted mounting of all the weights using the electronic caliper arm (3) Integrated distance measurement (4) Quick release nut  $\varnothing = 40 \text{ mm}$  (5) Digital Display (The new, compartment design ensures maximum user comfort and optimal ergonomics)

## Dimensions | Technical Data | Accessories



Extensive accessories

### Technical Data: TW F-23

Wheel width	1,5" - 20"
Wheel diameter	10" - 24"
Wheel weight max.	65 kg
Wheel center hole	40-135 mm
Measuring tolerance	+/- 1 g
Measuring time (approx.)	4-7 sec.
Power supply	230 V~
Noise level	< 70 dB
Weight (approx.)	123 kg





10"-24"  
230 V

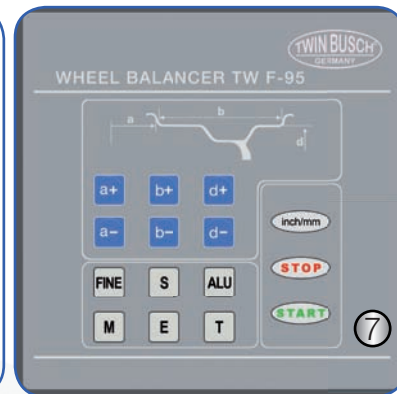


NEW:  
Foot  
brake




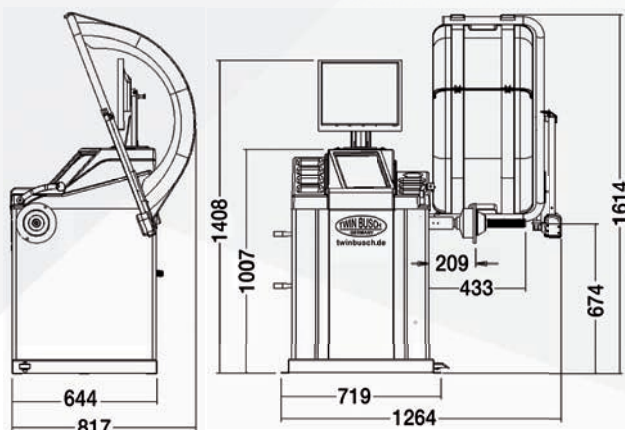
Please consult our technical decision-maker (on page 51)  
before purchasing your wheel balancer (s)!

## Details



- (1) Precise placement of hidden weights using the electronic arm (2) Laser positioning system (3) Quick release nut Ø = 40 mm  
(4) Electronic measuring arm (5) LED light (6) Large TFT-Colour monitor (7) Quick and easy input by keypad

## Dimensions | Technical Data | Accessories



Extensive accessories

# Wheel balancer

Item No.: TW F-95

## Description

Automatic wheel balancer for professional use with laser positioning system and LED light. Equipped with TFT color monitor and 2 electro. program detection (Normal and Alu-S). New: The TW F-95 has a laser positioning system for precise positioning of adhesive weights at 6 o'clock position (also possible at 12 o'clock position without laser). LED light for better visibility. The TW F-95 has a 40 mm shaft and an extended wheel mount for wide rims, e.g. Porsche, SUV, etc. In addition, the machine is fitted with a foot brake for fixing the shaft during balancing. Help functions are displayed on the monitor. Measuring arm with optical / acoustic operator guidance.

## Features

- 1A Quality built with CE-Certificate
- Manufactured in accordance to ISO 9001
- Laser positioning system at 6 o'clock position | LED light for better visibility
- Splitting programme enables the precise placement of hidden weights, behind the spokes | Measuring arm for accurate rim data
- Foot brake to fix the shaft when working | Static and dynamic balancing
- Large TFT-Colour monitor | 40 mm shaft for precise balancing
- 255 mm long shaft for wide wheels | Electronic sensor arm
- Automatic measurement and wheel brake
- Several available programs Normal / Static / Alu1, Alu2, Alu3 Motorcycle etc.
- Integrated calibration and self-diagnostic program
- Menu Languages: German, English, Spanish, French, Portuguese, Dutch, Italian, Swedish, Hungarian and Polish
- **Optional:** Motorcycle adapter, adapter for vehicles without a center hole

## Delivery contents

- Wheel balancer TW F-95 | Centering cones (4 pcs.), gauge and weight calipers | Quick-release nut, Pressure cup, Rubber lip
- Calibration weight | English instruction manual and CE-Certificate
- **Product video online | Assembly video**



Product  
video



Assembly  
video



## Technical Data: TW F-95

Wheel width	1,5" - 20"
Wheel diameter	10" - 24"
Wheel weight max.	65 kg
Wheel center hole	40-135 mm
Measuring tolerance	+/- 1 g
Measuring time (approx.)	4-7 sec.
Power supply	230 V~
Noise level	< 70 dB
Weight (approx.)	130 kg

# HGV wheel balancer

Item No.: TW F-50T



## Description

Professional wheel balancer for trucks. Equipped with a pneumatic wheel lifter, ideal for heavy wheels and a foot pedal brake. It is also possible to balance car and transporter wheels.

## Features

- 1A Quality built with CE-Certificate
- Manufactured in accordance to ISO 9001
- Measured values are shown when the wheel brakes
- Large LED display
- Various programs available: dynamic, static and aluminium
- Integrated calibration and self-diagnostic program
- Easy to use keyboard
- Special clamp for HGV wheels
- Side holder for the gauge and centering cones

## Delivery contents

- Wheel balancer
- Centering cones (4 pcs.)
- Gauge and weight calipers
- Quick release nut
- Pressure cup, Rubber lip
- Calibration weight
- English instruction manuals
- Product video online



Product  
video



Assembly  
video



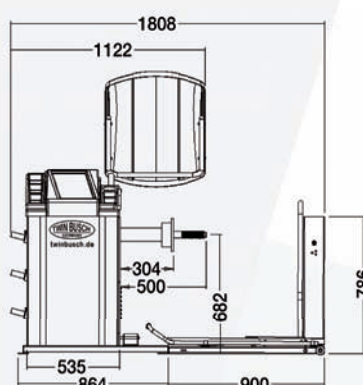
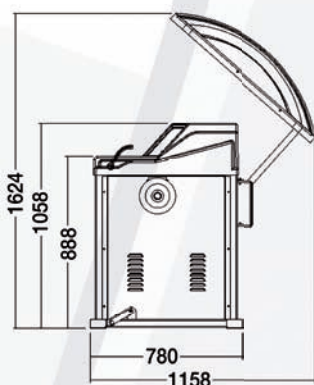
Please consult our technical decision-maker (on page 51) before purchasing your wheel balancer (s)!

## Details



- (1) 13 storage compartments (2) ON/OFF switch (3) Foot brake (4) Convenient joystick control  
(5) User friendly keypad for easy data input, slanted display for optimal readings

## Dimensions | Technical Data | Accessories



Extensive accessories

### Technical data: TW F-50 T

Wheel width	1,5" - 20"
Wheel diameter	13" - 24"
Wheel weight (max.)	165 kg
Measuring time (approx.)	8 sec.
Power supply	400 V / 3 Phase
Noise level	< 70 dB
Weight (approx.)	293 kg





10"-24"

230 V

NEW  
MODEL  
2019



TW F-100 + TW X-610  
also available as a set!

Only suitable for  
our tyre changer  
TW X-610!

Please consult our technical decision-maker (on page 51)  
before purchasing your wheel balancer (s)!

## Wheel balancer hand operated | Item No.: TW F-100

### Description

The TW F-100 is a perfect basic model that complements our tyre mounting machine TW X-610 with a wheel balancer (hand operated) in a top price-performance ratio. It is perfect for limited space. Handbrake for fixing the shaft during wheel mounting, balancing and braking. Power supply: 220 V and 12 V connection. High ease of use and innovative, space-saving design.  
**Only suitable for our tyre changer TW X-610.**

### Features

- 1A Quality built with CE-Certificate
- Manufactured in accordance to ISO 9001
- Automatic balancing, manual wheel braking
- Handbrake for fixing the shaft during wheel mounting, balancing and braking
- Easy handling | Solid construction
- Digital display | Static and dynamic balancing
- various programs selectable: Normal / Static / Alu1, Alu2, Alu3, Alu-S / Motorcycle etc.
- Integrated calibration and self-diagnostic program
- **Optional:** Motorcycle adapter, diverse vehicle adapter

### Delivery contents

- Wheel balancer TW F-100
- Centering cones (4 pcs.) gauge, weight pliers
- Quick release nut, Pressure cup, Rubber lip
- Calibration weight | English instruction manual
- CE-Certificate
- **Product video online**
- **Assembly video**




Product  
video



Assembly  
video

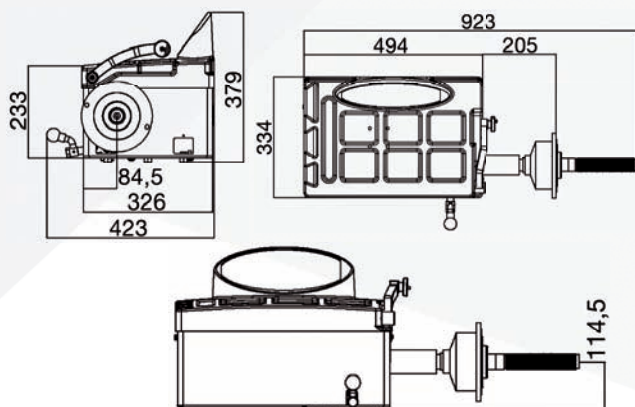


### Details



- (1) Digital display (2) Shaft diameter 36 mm (3) Handbrake for fixing the shaft during wheel mounting, balancing and braking  
(4) Attachment possibility for centering cones and gauge (5) Storage compartments for cones (6) Quick release nut  $\varnothing = 36$  mm  
(7) Perfect accessory to the tyre changer TW X-610

### Dimensions | Technical Data | Accessories



Extensive accessories

### Techn. Daten: TW F-100

Wheel width	1,5" - 20"
Wheel diameter	10" - 24"
Wheel weight (max.)	65 kg
Measuring time (approx.)	8 sec.
Power supply	12 V and 230 V
Noise level	< 70 dB
Weight (approx.)	69 kg

## Decision helper > Wheel balancer

All Twin Busch wheel balancers comply with the latest standards and test guidelines and are designed for professional wheel balancing. Furthermore, all wheel balancers are designed for high load capacity and long life. High-precision measuring electronics always ensure fast and accurate work.

Our product range includes 6 car and transporter wheel balancing machines as well as the TW F-50T as a truck wheel balancing machine. Basic differences of our wheel balancer models can be found below.

The **TW F-100** is a perfect basic model (hand-operated) and is also perfect for very limited space.

It has a handbrake for fixing the shaft when wheel mounting, balancing and braking.

The balancing accuracy is, as with all our wheel balancers, 1g. Furthermore, like all our wheel balancers, the **TW F-100** has a static and dynamic balancing program for car and motorcycle wheels.

The **TW F-150** is our basic model and is perfectly suited for small and normal volume. The balancing accuracy is, as with all our wheel balancers, 1g. Furthermore, like all our wheel balancers, the **TW F-150** has a static and dynamic balancing program for car and motorbike wheels. In addition, the **TW F-150** and the **TW F-00** have a manual measuring program, which ensures high balancing accuracy. In addition, the **TW F-150** has the same software as the **TW F-00**.

Like our **TW F-23**, **TW F-95** and **TW F-97**, our **TW F-00** has a larger body than our **TW F-150**. The **TW F-00** has an extremely long drive shaft of 255 mm, which is advantageous for wide tyres. The shaft diameter of the **TW F-00**, **TW F-23** and **TW F-95** is 40 mm, for the **TW F-150** the shaft diameter is 36 mm. In addition, the main bearings of the **TW F-00**, **TW F-23** and **TW F-95** have a larger diameter.

The **TW F-23** and **TW F-95** have automatic program recognition and measured value acquisition, allowing fast work. Furthermore, the **TW F-23** and **TW F-95** have a foot brake for fixing the shaft in the case of wheel mounting or balancing.

The **TW F-95** has many standard features with 2 electrical measuring arms for rim distance, rim width and rim diameter.

Our top model **TW F-95** has a lights up an LED light for better visibility in the rim.

In addition, the **TW F-95** have a laser position system (line) for accurate application of adhesive weights at 6 o'clock and 12 o'clock position (with the **TW F-95** also possible at 12 o'clock position without laser). The large TFT monitor ensures good readability and visibility of the values.

The **TW F-50 T** is our wheel balancing machine for truck and light truck wheels, in addition, the balancing of car wheels is also possible. This has a wheel lift, a parking brake pedal and a high maximum wheel weight of 165 kg.

Page  
50



Page  
45



Page  
46-48



Page  
49



Technical Data Comparison	TW F-100	TW F-150 (Basic-Line)	TW F-00	TW F-23	TW F-95	TW F-50-T
Wheel width	1,5" - 20"	1,5" - 20"	1,5" - 20"	1,5" - 20"	1,5" - 20"	1,5" - 20"
Wheel diameter	10" - 24"	10" - 24"	10" - 24"	10" - 24"	10" - 24"	13" - 24"
Wheel weight max.	65 kg	65 kg	65 kg	65 kg	65 kg	165 kg
Wheel center hole	36 - 105 mm	36 - 135 mm	40 - 135 mm	40 - 135 mm	40 - 135 mm	40 - 280 mm
Shaft diameter	36 mm	36 mm	40 mm	40 mm	40 mm	40 mm
Drive shaft length	205 mm	225 mm	255 mm	255 mm	255 mm	300 mm
Measuring tolerance	+/- 1 g	+/- 1 g	+/- 1 g	+/- 1 g	+/- 1 g	+/- 1 g
Measuring time	8 sec.	4 - 7 sec.	4 - 7 sec.	4 - 7 sec.	4 - 7 sec.	8 sec.
Power supply	12 V und 230 V	230 V	230 V	230 V	230 V	400 V
Noise level	<70 dB	<70 dB	<70 dB	<70 dB	<70 dB	<70 dB
Weight	69 kg	92 kg	122 kg	123 kg	130 kg	293 kg
Brake	Handbrake	No	No	Foot brake	Foot brake	Foot brake
Laser positioning system	No	No	No	No	Yes	No
Rim clamping	Manual	Manual	Manual	Manual	Manual	Manual
Automatic wheel positioning	No	No	No	No	No	No
LED light	No	No	No	Yes	Yes	No
Perfect for cars	Yes	Yes	Yes	Yes	Yes	Yes
Perfect for light HGW	Yes	Yes	Yes	Yes	Yes	Yes
Perfect for HGW	No	No	No	No	No	Yes
Program for motor bike rims	Yes	Yes	Yes	Yes	Yes	No
Motorbike adapter available	Yes	Yes	Yes	Yes	Yes	No
Adapter for centerless rims	Yes	Yes	Yes	Yes	Yes	No
Self calibration program	Yes	Yes	Yes	Yes	Yes	Ja
Measurement input	Manual	Manual	Manual	With a measuring arm	With 2 measuring arms	Manual

### Accessories



#### Universal flange-adapter (Item No.: TW F-AD)

- For vehicles without a center hole
- For all 3, 4, and 5 hole wheels
- The bolt circle is infinitely adjustable



#### Motorcycle adapter (TW F-MOTO)

- For static and dynamic balancing of motorcycle wheels
- Including gauge extension, conus and spacer etc.



#### 4-hole-adapter (Item No.: TW F-AD4L)

- Fixed bolt circle (e.g. for Peugeot)
- Bolt circle 4 x 108
- With centering hub


Further accessories for your wheel balancer can be found at [www.twinbusch.de](http://www.twinbusch.de)





# Compressors (TW 2801S | TW 2001L | TW 2805L | TW 2822L | TW 2833LS)

TW 2801S



## TW 2801S

Fully equipped with a one-way valve, adjustable pressure switch with ON / OFF switch, and motor start load protection. Safety valve, pressure gauge, ball valve and condense water drain plug, including air tank certificate.

TW 2001L



## TW 2001L

Fully equipped with a one-way valve, adjustable pressure switch with ON / OFF switch, and motor start load protection. Safety valve, pressure gauge, ball valve and condense water drain plug, Convenient wheels for mobile use, including air tank certificate.

TW 2805L | 2822L



(also available as 500 L variant > TW 2822L)

## TW 2805L (270 Liter) TW 2822L (500 Liter)

Fully equipped with a one-way valve, adjustable pressure switch with ON / OFF switch, and motor start load protection. Safety valve, pressure gauge, ball valve and condense water drain plug, including air tank certificate.

TW 2833LS



## TW 2833LS

Fully equipped with a one-way valve, adjustable pressure switch with ON / OFF switch, and motor start load protection. Safety valve, pressure gauge, ball valve and condense water drain plug, including air tank certificate. Control unit (with power saving star circuit function, electronic monitoring of pressure and temperature, automatic notification of service intervals, possible remote control of the compressor, protection and auto emergency shut down.

### Compressors | Technical data

Model	TW 2801S (upright)	TW 2805L (horizontal)	TW 2822L (horizontal)	TW 2833LS (horizontal)	TW 2001L (horizontal)
Tank	270 Liter	270 Liter	500 Liter	500 Liter	200 Liter
Suction capacity	880 L / min.	880 L / min.	880 L / min.	1000 L / min.	420 L / min.
Working pressure	10 bar	10 bar	10 bar	10 bar	10 bar
Engine speed	1040 Rpm	1040 Rpm	1040 Rpm	-	1280 Rpm
Power	5.5 kW	5.5 kW	5.5 kW	7.5 kW	2.2 kW
Power supply	400 V	400 V	400 V	400 V	230 V
Weight (approx.)	195 kg	195 kg	255 kg	460 kg	126 kg

# Mobile Bluetooth Diagnosis system

Item No.: TW DT-10

## Description

The mobile vehicle diagnostic tester TW DT-10 with menu navigation in English, French, German, Spanish and other languages. TW DT-10 supports functions and protocols of OBD II-diagnostics. Therefore sensor diagnostics, electric diagnostics, actuator diagnostics, component- as well as system diagnostics will be supported (Functions depend on vehicle manufacturers).

A maintenance menu with quick access to different maintenance options as CVT, DPF, EPB, SAS, TPMS, TPS, OilReset, Odometer and much more.

The comfortable colour-touchscreen guarantees an intuitive operation.

With the diagnostic-box (VCI) the read-out data will be sent by bluetooth to the main device, guarantees absolute mobility.

Easy updates with online update-tool, 3 years included with purchase.




Product  
video  
YouTube™



## Features

- 1Top quality
- Menu navigation in English, French, German, Spanish and other languages (error codes in English and German)
- Dust- and waterproof according IP 67, shock absorbing case
- Adjustable retaining strap for a safe hold of the diagnostic tester
- Diagnostic system for passenger and transport vehicles (light trucks)
- Read and delete error codes
- Quick access to maintenance options as DPF, EPB, SAS, TPMS, TPS, OilReset and much more.
- Switch transportation mode ON/OFF (f.e. for BMW)
- Operation by touchscreen (touchpen compatible)
- Encoding, actuator test, parametrization, service reset, basic setting
- Create and administrate favorites (manufacturers, direct options f.e. OilReset)
- Measured values with graphical display and live data record for later analysis (on Drive real time data)
- Automatic recognition of gas/diesel vehicles
- Automatic VIN (FIN) transmission
- Read out of mileage (from control device)
- Automatic VCI connection to diagnostic tester
- Permanent status display of vehicle connection
- Complete vehicle scan
- Fully automatic assistants and intelligent search function
- Real time filter for functions and measurement values
- Defined TOP functions without selection of control unit
- Updates with online update-tool, 3 years included
- Extension for 3 more years
- No obligation to purchase updates, device does not switch off
- Intuitive entire operation
- HDMI-port to connect a large monitor f.e. for training courses
- 2 USB-ports to connect printer or mouse
- Extensive accessories



(1) For most vehicle manufacturers, such as Audi, Mercedes-Benz, BMW, Citroen, Ford, Fiat, Jaguar, Land Rover, Mini, Opel, Peugeot, Renault, Alfa-Romeo, Seat, Skoda, MB Transporter, Volvo, VW, Bentley, Porsche, Saab, Daihatsu, Honda, Hyundai, Infiniti, Isuzu, Kia, Lexus, Mazda, Mitsubishi, Nissan, Ssanghyong, Subaru, Suzuki, Tata, Toyota, Holden, Chrysler, GM and many more (2) Bluetooth-Diagnosis-Box (3) Practice carrying case, included (4) Many different connecting possibilities ie. HDMI, USB (5) On / off switch



Extensive accessoires

## Delivery contents

- Bluetooth Diagnosis system
- OBD II plug
- Plugs and adapters for all standard models
- English instruction manuals

## Technical data: TW DT-10

System software	Windows 10
CPU	Intel BYT-CR Z3735F 1.33 GHZ QUAD core CPU
Electricity supply:	USB 2.0 connection Micro-B / AC 100-240 V 50/60 Hz
Display	8" TFT Display 1280x800-Pixel
Battery	Lithium-battery (5700 mAh)





## Fully automatic air conditioning service unit

Item No.: TW AC-300 R

### Description

The TW AC-300 R is a fully automatic air conditioning service unit for automobiles with the **R134A** coolant. It was designed for use in professional auto shops. The simple handling and high quality vacuum pump is optimal for large vehicle numbers. And that to a good price performance ratio. Including a large model database, which allows you to find the right model over the menu. Manual setup is also possible using the large display. *Available in 20 Languages.*

### Features

- Coolant type: R134A
- Fully automatic to prevent mistakes from happening
- Large graphic display
- Simple handling using only 4 buttons
- Simple menu setup with symbols
- Database with a large selection of models
- Update over the USB port
- Modern software
- Space saving and easily movable machine due to the light weight
- Exact coolant filling thanks to the exact electrical scale
- Automatic self diagnosis and status check done by the unit
- Integrated hoch performance fan system
- Minimal service and inspection costs
- Automatic or supporting oil and contrast liquid filling (optional)
- The ability to connect a printer (printer optional TW AC-300P)

## Fully automatic air conditioning service unit

Item No.: TW AC-300 YF

### Description

The TW AC-300 YF is a fully automatic air conditioning service unit for automobiles with the **1234YF** coolant. It was designed for use in professional auto shops. The unit was designed extra for the characteristics of the new coolant (1234YF). For example hardly inflammable, very high percesion especially for the resistance of the coolant. The simple handling and high quality vacuum pump is optimal for large vehicle numbers. And that to a good price performance ratio. Including a large model database, which allows you to find the right model over the menu. Manual setup is also possible using the large display. *Available in 20 Languages.*

### Features

- Coolant type: 1234YF
- Fully automatic to prevent mistakes from happening
- Large graphic display
- Simple handling using only 4 buttons
- Simple menu setup with symbols
- Database with a large selection of models
- Update over the USB port
- Modern software
- Space saving and easily movable machine due to the light weight
- Exact coolant filling thanks to the exact electrical scale
- Automatic self diagnosis and status check done by the unit
- Integrated hoch performance fan system
- Minimal service and inspection costs
- Automatic or supporting oil and contrast liquid filling (optional)
- The ability to connect a printer (printer optional TW AC-300P)



### Fully automatic air conditioning service unit TW AC-300 R / TW AC-300 YF | Technical Data

Electrical connection	230V/50HZ/1PH	Vacuum pump	100 L/min	Hose length	300 cm
Working cycle	Fully automatic/manual	Coolant Tank	12 kg	Display	LCD graphic display
Release valve for non condensing gases	Automatic	Exact reclamation	5 g	Database	Yes
Working temperature	5-50°C	Reclamation	800g/min	Data transfer to the PC	Yes
Tank heater	Yes	Recycling performance	110-350g/min	Exact scale	± 5 g
Compressor	10 cc	Oil capacity	160 ml	Weight	56/66 kg
Vacuum degree	0,2 Mbar / 20 Pa	Automatic oil filling	Yes	Dimensions	52,5 x 49 x 85 cm

Product video Assembly video



### Accessories



**Printer-Kit (TW AC-300P)**

- 2 printer rolls included
- Fast and simple assembly
- incl. mounting materials



### Leakage detection kit (TW LSK-R / TW LSK-YF)

Consists of UV glasses, a UV lamp (including batteries) 12 syringes with contrast liquid, 1 adapter to fill the contrast liquid, one bottle of special cleaner and a practical storage case.

Further accessories can be found at [www.twinbusch.de](http://www.twinbusch.de)

# Headlight tester



**TW SWE-A**

**Description**  
Our TW SWE-A complies with the latest guidelines for checking the adjustment of headlights. It is equipped with a fine adjustments wheel, which allows easy adjustment of main and fog headlights. In addition, the device is equipped with a digital luxmeter, and a cross visor. Type approval by the TÜV.

**Features**

- Officially approved from the TÜV
- For all vehicle categories such as passenger cars, commercial vehicles and two-wheelers
- Cross thread sight for exact alignment and positioning
- Suitable for all lamps such as filament, halogen, xenon and LED
- Single-handed adjustable light box with autom. Locking
- Integrated luxmeter for measuring light intensity
- **Optional accessories:** Protective cover against dust and dirt

Product video

**TW SWE-B**

**Description**  
Our TW SWE-B complies with the latest guidelines for checking and setting headlights. It is equipped with a 4 meter rail system as well as Laservisier, Laserpointer and Digital-Luxmeter. In addition, the device is equipped with a rotatable guide rod with foot pedal and has a design approval by the TÜV.

**Features**

- Officially approved from the TÜV
- For all vehicle categories such as passenger cars, commercial vehicles and two-wheelers
- Cross thread sight for exact alignment and positioning
- Laser pointer for exact determination of the headlight center
- Horizontal and verticle scales | Rod with foot pedal (rotatable)
- Suitable for all lamps such as filament, halogen, xenon, LED and laser
- Single-handed adjustable light box with autom. Locking
- Rod with measuring scale for precise height positioning
- Integrated luxmeter for measuring light intensity
- **Optional accessories:** Protective cover against dust and dirt

Product video

**TW SWE-C**

**Description**  
Our TW SWE-C complies with the latest guidelines for checking and setting of the headlights. It is equipped with a 4 meter rail system, CMOS camera and an integrated tablet as a display, as well as Laservisier, Laserpointer and Digital-Luxmeter. In addition, the device is equipped with a rotatable guide rod with foot pedal and has a model approval by the TÜV, optionally with ASA interface.

**Features**

- Officially approved from the TÜV | CMOS camera for fast image processing
- Integrated tablet PC as display and for operation | Easy operation with autom. Program management
- Beside German language various other languages to choose from
- For all vehicle categories such as passenger cars, commercial vehicles and two-wheelers
- Data transfer to printer or PC via Bluetooth, Wifi or USB
- Cross thread sight for exact alignment and positioning | Data storage
- Laser pointer for exact determination of the headlight center | Horizontal and verticle scales
- Suitable for all lamps such as filament, halogen, xenon, LED and laser
- Single-handed adjustable light box with autom. Locking
- Rod with measuring scale for precise height positioning
- Rod with foot pedal (rotatable) | Integrated luxmeter for measuring light intensity

Product video

Supplied with protective cover against dust and dirt

**TW SWE-D**

**Description**  
Our TW SWE-D corresponds to the newest guidelines for the testing and adjusting of automotive head lamps. The SLS Self-Leveling-System is able to compensant an uneven floor vertically and horizontally up to the legal max within 1-2 seconds. The unit consists of a CMOS-camara, 10 inch tablet as well as a laser visor, laser pointer and a digital luxmeter. The unit also includes a turnable guide rod with a foot pedal and an article inspection from the TÜV (Inspection Number TP). Optional is an ASA interface.

**Features**

- The Self Leveling System (SLS) is able to compensant an uneven floor vertically and horizontally within 1-2 sec.
- All SLS units have a legal max of 3% and our TW SWE-D has a balancing performance up to 10%
- Officially approved from the TÜV | CMOS camera for fast image processing
- Integrated 10 inch tablet | Beside German language various other languages to choose from
- Easy operation with autom. Program management | Data storage
- Data transfer to printer or PC via Bluetooth, Wifi or USB | 2 height adjustable axes
- For all vehicle categories such as passenger cars, commercial vehicles and two-wheelers
- Laser pointer for exact determination of the headlight center
- Horizontal and verticle scales | Suitable for all lamps such as filament, halogen, xenon, LED and laser
- Single-handed adjustable light box with autom. Locking | Integrated spirit level
- Rod with measuring scale for precise height positioning | Rod with foot pedal (rotatable)
- Integrated luxmeter for measuring light intensity | Optional ASA interface

Product video

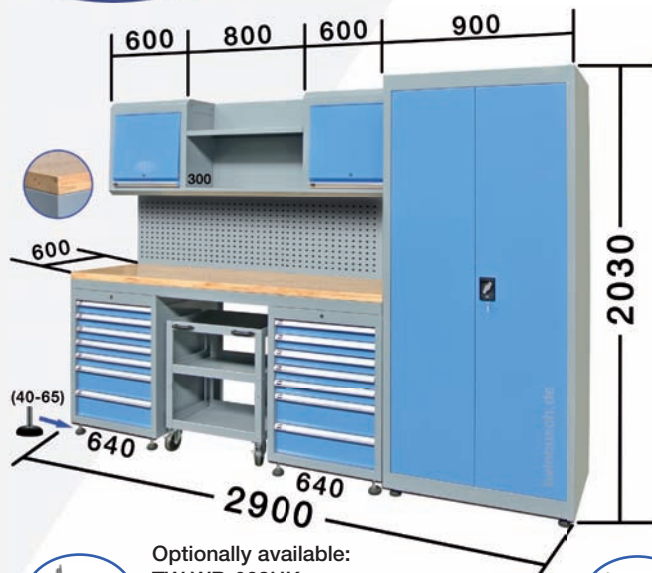
Supplied with protective cover against dust and dirt

Technical Data Comparison	Item No. >>	SWE-A	SWE-B	SWE-C	SWE-D
	SLS-System				✓
	Officially approved	✓	✓	✓	✓
	Cross thread sight	✓			
	Laservisier		✓	✓	✓
	Lux Meter	✓	✓	✓	✓
	Laser pointer		✓	✓	✓
	Measuring pole		✓	✓	✓
	Rotateable foot pedal		✓	✓	✓
	Classical adjustment scale	✓			
	Horizontal + Vertical adjustment scale		✓	✓	✓
	For Halogen lights	✓	✓	✓	✓
	For Xenon lights	✓	✓	✓	✓
	For full LED		✓	✓	✓

Item No. >>	SWE-A	SWE-B	SWE-C	SWE-D
For LED lights	Suitable for lights	✓	✓	✓
For laser light		✓	✓	✓
CMOS-Camera			✓	✓
10" Colour display			✓	✓
Saving and transferring Data			✓	✓
USB-plug			✓	✓
WIFI / WLAN			✓	✓
Bluetooth			✓	✓
ASA-Interface			✓	✓
Track system		✓	✓	
Hight adjustable axel		✓	✓	✓
Protective cover included			✓	✓

Decision helper





# Profi Workshop Tool cabinet

Item No.: TW WB028

## Description

The TW WB028 is a professional and very resistant Cabinet-system for your workshop, which includes a total of 28 different shelves, storage compartments and drawers.

The separate parts like the Cabinet (hinges have a cushioning effect to enable a smooth opening and closing) and both upper and lower Cabinets are lockable. Behind the 40 mm thick impregnated wooden work top, is a perforation panel rack for tool storage. Another perforation panel rack is located at the upper area in the Cabinet.

The Cabinet-system is finalized with a mobile tool box with extra shelf and storage space.





**Optionally available:**  
**TW WB-028HK** (1 piece)  
Pegboard hooks  
Four mount points  
45 mm surface



**Optionally available:**  
**TW WB-028HKL** (1 piece)  
Pegboard hooks  
Four mount points  
85 mm surface

## Features

- Modern design with the well known Twin Busch-Quality
- High cabinet with four storage compartments and a perforation tool panel rack
- Two lockable High Cabinets with separate compartments
- Two lockable High Cabinets with extra storage space
- Very solid construction
- Robust, 40 mm thick penetrated wooden work top with a working area of 2000 x 600 mm.
- Freestanding possibility (alternative without wall mounting)
- High-quality powder coating
- Mobile tool box with multiple shelf space, hand grips and 360° castor wheels
- Perforation panel tool rack behind workspace and upper part of the high cabinet
- High-adjustable feet for uneven floors
- Extremely robust design (445 kg - net weight)
- Measurements: 290 cm (B) x 203 cm (H without feet) x 60 cm (T)



- (1) High cabinet with integrated tool hole wall (2) Practical, movable trolley wheels (rotatable 360°) (3) All 14 drawers are 100% extendible  
(4) Resilient shelves (5) Wheel castors with locking function (6) Massive shock absorber for safe opening / closing Doors  
(7) Paint Sealed, 40 mm thick worktop (8) Lockable high cabinet, wall cabinets and tool drawer cabinets (9) Integrated shock absorber hinges (for soft close) (10) Tool Pegboard





Product  
video  
YouTube

### Filled tool trolley with 7 drawers TW-07G

- Top quality
- 7 ball bearing mounted drawers, 4 filled
- Drawers can be locked individually
- Big wheels with a turn and roll brake
- Edge protectors
- Fully extensible drawers
- Extremely stable
- Blue powder coating
- Central locking (2 keys)
- Drawer width: 56 cm (inside)
- (B) 76 cm, Incl. handle
- (T) 47 cm (H) 97 cm
- Shipping weight: (approx.) 83 kg



Also available without tools. (TW-07L)  
Combine as you please!




### Filled tool trolley with 14 drawers TW-014G

- Top quality
- 14 ball bearing mounted drawers, 4 filled
- Drawers can be locked individually
- Big wheels with a turn and roll brake
- Edge protectors
- Fully extensible drawers
- Extremely stable
- Blue powder coating
- Central locking (2 keys)
- 29, 56, and 92 cm inner drawer width
- (B) 115 cm, Incl. handle
- (T) 57 cm (H) 100 cm
- Shipping weight: (approx.) 137 kg



Also available without tools. (TW-014L)  
Combine as you please!



Can holder  
TW 014A5



Waste container  
TW 014A3-2




Paper roll holder  
TW 014A3



Additional cabinet  
TW 014A7



Drawer divider  
TW 014A6B




The practical addition and extension sets for the tool trolley models  
TW 07G, TW 014G, TW 07L und TW 014L.

Tool expansion set  
TW 07TRE1




Tool expansion set  
TW 07TRE2



Tool expansion set  
TW 07TRE3



Drawer divider  
TW 014A6



Spare toolbox inlays  
TW 07TR34







Many more innovative products...

## Workbench

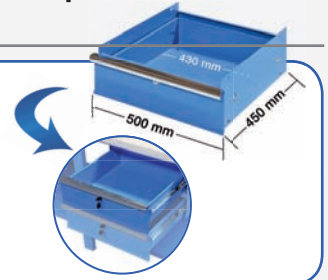
### PROFI-Workbench (2 m) (TW 8057)



- Solid construction (135 kg)
- Cross-bracing under the worktop (Increased load-bearing capacity)
- 40 mm Thick worktop
- As many as 6 draws available (optional Accessories)
- 2000 mm (W) x 900 mm (H) x 750 mm (D)

### Workbench drawer (TW WBS50)

- Extend your workbench, per assembly unit up to 3 extra drawers (total of 6 drawers possible)
- Lockable
- Quick and easy assembly



## Impact Wrenches / Compressed air hose

### Professional Impact Wrenches (TW F1-P0602)



- Lithium battery (18 V / 3.0 Ah)
- Impact, shock, acid and oil resistant
- 539 Nm loosening torque | Idle speed: 1650 r / min.
- Frequency: 2300 rpm per min.
- LED charging status indicator
- Long service life due to metal housing
- Easily accessible motor brushes
- External battery charger | Quick charge: 60-70 min.
- Battery energy content (Wattstd.): 54 Wh
- Including case | Weight: 2,9 kg

### 15 m Professional Compressed air hose (TW DLR)



- Hose length: 15 m
- Max. Pressure: 18 bar
- Automatic rewind function
- Integrated hose guide
- Pivots to both sides
- Robust construction

## Pneumatic impact wrench

### PROFI-Pneumatic impact A10-1281T



- Double strike, 1356 Nm Torque
- Resistant against impact, oil and other corrosive substances
- Idling speed: 7500 rpm
- 3x Torque tightening settings
- Weight: (approx.) 2 kg

### PROFI-Mini pneumatic impact wrench A10-L8806



- 610 Nm loosening torque
- Resistant against impact, oil and other corrosive substances
- Idling speed: 10000 U/min
- 3x Torque tightening settings
- Working pressure 6 bar
- Weight: (approx.) 1,2 kg

### PROFI-Air impact wrench A10-I0615 1/2 Inch with automatic stop at 108 Nm



- Tightening limit 108 Nm
- Resistant against impact, oil and other corrosive substances
- Rpm 5500 U/min and 8500 U/min.
- Working pressure 6 bar
- Weight: (approx.) 1,9 kg

## Custom impact wrench sockets / Torque wrench / Extension cable

### Custom impact wrench sockets CDIS3KI (3 pcs)

- SW 17 mm
- SW 19 mm
- SW 21 mm
- Including practical plastic storage box

### Torque wrench 1/2 Inch / 40-200 Nm TW-G 4 Q46015



- 480 mm shaft for perfect leverage
- Highly visible display for optimal adjustment
- Delivery includes calibration certificate in accordance with DIN 3122 and ISO 6789:2003

### 17 m Professional extension cable (TW VKR)

- Cable length: 17 m
- 3 x 2,5 mm²
- Automatic rewind function
- Integrated cable guide
- Pivots to both sides
- Robust construction



## Brake bleeder / Accessories

### Brake bleeder (TW 422)



- PROFI-quality
- 5 Liter tank capacity
- Working pressure
- Practical handle
- 11 adapters for all common vehicles

### Electric brake fluid exchanger



- Max container size: 5 liters
- Variable pressure settings 0,4 and 3,5 bar
- Compatible to all braking systems (including ABS)
- Hose length: 3,5 m
- Automatic positioning stop
- Including E20 standard adapter

### Adapter brake fluid exchanger



- TW 532-AD1**
- The adapter consists of 4 parts (in a practical case)



- TW 532-AD2**
- The adapter consists of 7 parts (in a practical case)

### Collection bottle

- About 1 liter capacity
- Good readable filling scale



## Motor crane / Motorbalancer / Motor bridge

### Motor crane (2 t) TW SMK



- PROFI-quality
- 2 t lifting capacity
- Space saving (folds up)
- Easy to move (6 rollers)
- Weight approx. 75 kg
- Optional: Motor balancer

### Motor balancer Addition for the (2 t) Motor crane TW SMKB



- PROFI-quality
- Ideal addition for your 2 t motor crane
- Easy crank movement
- Four massive hooks
- Adjustable chain width



Motor bridge TW SMB

- PROFI-quality
- Rubber feet
- Adjustable

## Transmission jack

### Transmission jack TW SGM



- PROFI-quality
- 300 kg Lifting capacity
- Individually adjustable telescopic lifting rod
- Raising by non-slip foot pump
- Anti slip foot pedal valve for comfortable work (hands free)
- Movable Practical and solid handle for safe working
- Min. Height: 113 cm
- Max. Height: 198 cm



### Transmission jack TW SG



- PROFI-quality
- 500 kg Lifting capacity
- Min. Height: 1075 mm
- Max. Height: 1890 mm
- Quick adjustment
- Weight approx. 35 kg



## Inert gas Welding unit / Booster



### Inert gas Welding unit | TW 210

- Max. Power input: 7,2 kVA
- Adjustment range: 35 - 250A
- Welding wire intake: 15 kg, Ø280 mm
- Welding wire-Ø: 0,8 - 1,0 mm



### PROFI-Booster (TW CB4200)

- For cars and trucks
- 12 V / 24 V
- Start function
- 3 Loading stages



## Battery charger

### Battery charger | TW BLG-30



- High frequenz battery charger (6,12 & 24 V, 2-30 A)
- 30 A countinous output
- Loading, recovery and supply function
- For Gel-/Wet-/AGM and LiFePO4 batteries
- Protects from reverse polarity, short circuit, voltage error, and overload
- CPU microprocessor controlled charging curve
- 2,7m long battery cable set with brass tongs

### Battery charger | TW BLG-60



- High frequenz battery charger (12 V, 5-60 A)
- 60 A countinous output
- Loading, recovery and supply function
- For Gel-/Wet-/AGM and LiFePO4 batteries
- Consistant charging without voltage spikes for the flashing of control modules
- Protects from reverse polarity, short circuit, voltage error, and overload
- CPU microprocessor controlled charging curve
- 2,7m long battery cable set with brass tongs

### Battery charger | TW BLG-120



- High frequenz battery charger (12 V, 10-120A)
- 120 A countinous output
- Loading, recovery and supply function
- For Gel-/Wet-/AGM and LiFePO4 batteries
- Consistant charging without voltage spikes for the flashing of control modules
- Protects from reverse polarity, short circuit, voltage error, and overload.
- CPU microprocessor controlled charging curve
- 6,0m long battery cable set with brass tongs

## Waste oil extractor



### Waste oil collector TW 20810

- 70 Liter tank capacity
- Big tray
- Draining using compressed air (1-2 bar)

Product video



### Waste oil extractor TW 20850


- 70 Liter tank capacity
- Big oil tray
- 1-2 Liter suction power per minute (depending on nozzle)
- Working pressure 8-10 bar
- Draining using compressed air (1-2 bar)



### Waste oil extractor TW 21950

- 70 Liter tank capacity
- 10 Liter glass measuring vessel
- 1-2 Liter suction power per minute (depending on the nozzle)
- Working pressure: 8-10 bar
- Draining using compressed air (1-2 bar)

## Jack



### HGV-jack (22 t) Pneumatisch - TW AF22

- Max. Load capacity: 22 t
- Minimum height: 210 mm
- Maximum height: 530 mm
- Lifting height: 315 mm
- Air pressure: 8-12 bar
- Weight (approx.) 48 kg

### Hydraulic twin piston car jack (2000 kg) / TW AF20

- Maximum lifting capacity: 2000 kg
- Low Profile: 75 mm
- Maximum lifting height: 507 mm
- Double stroke system
- Solid construction
- Twist mechanism (gentle lowering / and locking)
- Easy grip, anti-slip handle surface
- 360° Swivelling-easy-roll-wheels
- Heavy duty steel wheels



### Hydraulic twin piston car jack (3500 kg) / TW AF35

- Maximum lifting capacity: 3500 kg
- Low Profile: 110 mm
- Maximum lifting height: 525 mm
- Double stroke system
- Solid construction
- Twist mechanism (gentle lowering / and locking)
- Easy grip, anti-slip handle surface
- 360° Swivelling-easy-roll-wheels
- Heavy duty steel wheels



## Hydraulic press

### Hydraulic press (20 t) TW SP202



- 20 t
- 750 mm adjustment range
- Easy to operate
- Easy to read manometer



### Hydraulic press (20 t) TW SP202M



- Adjustable to 750 mm
- Shaft width: 530 mm
- 75 mm thread with fine cylinder adjustment
- Cylinder stroke: 150 mm
- Total compression distance: 225 mm
- Integrated cylinder and pump in the housing
- Pressure display in tons
- Integrated storage compartment
- Dimensions for working space: 1850 mm (H) x 670 mm (W) x 488 mm (inc. feet) (D)
- Net weight: 100 kg
- Completely preassembled

### Hydraulic press (45 t) TW SP245



- With hand pump and additional pneumatic drive
- Cable winch for raising crossbar
- Pressure gauge in tons
- Cylinder stroke: 190 mm
- Insertion width: 820 mm
- Adjustment range: 700 mm
- Dimensions for work space requirement: 1710 mm (H) | 1420 mm (W) 800 mm (with foot) (T)
- Fully pre-assembled

## Shelf system / Wheel lifter



### Vertical storage shelf system TW F-Q80

- With 64 practical storage compartments
- Revolving storage area
- (W) 385 mm
- (D) 385 mm
- (H) 1450 mm
- Lockable safe compartment



### Wheel lifter (fixed) TW X-200

- Up to 65 kg wheels
- Powerful pneumatic cylinder
- Easy comfortable lifting when mounting wheels between tyre fitter and balancer
- Raising and sinking per Joystick
- Wheels can be rotated left or right

You can find more TWIN BUSCH products at [www.twinbusch.de](http://www.twinbusch.de)






# Did you know...?

## Product Development at TWIN BUSCH GmbH!

In our product development and engineering department we develop practical solutions for professional automotive workshops and continuously optimize them. From the initial idea to the finished product, all from one source. These development processes are based on over 20 years of experience.

The response from our wholesalers, corporate and private clients, is also a reason for us to take the opportunity for a permanent development and new innovations.

Of course in the usual TWIN BUSCH quality and an optimal price-performance ratio. Convince yourself!



## Current Development Process

Our newest attraction is based on a systematic development of our wheel balancers product line.

In addition to numerous smaller „updates“, the new design, combined with an oblique arranged display for optimum readability and the resulting ergonomics speaks for itself. These development processes in engineering and design are also reflected on our lifts, tyre changer machines and our comprehensive automotive workshop equipment range.



## Accessories and parts storage | Service workshop

Through our spacious, two-story parts department with a total area of over 400 m<sup>2</sup> square meters, required accessories and spare parts are guaranteed for many years. We still store parts of lifts, which are in operation for over 20 years.

Another powerful argument to choose TWIN BUSCH products! We also have a total area of over 500 m<sup>2</sup> with a repair shop, equipped with the most modern and extensive technology in order to always provide a smooth and fast service for our customers. Exceptional performance is our top priority!

Even after your purchase, the TWIN BUSCH team is there for you!



Onlineshop: [www.twinbusch.co.uk](http://www.twinbusch.co.uk) (E-Mail: [info@twinbusch.co.uk](mailto:info@twinbusch.co.uk))

TWIN BUSCH UK LTD | 9, Linnell Way | Telford Way Industrial Estate | NN16 8PS, Kettering (Northants) | +44 (0) 1536 522 960



# And what else do we do?



— The pure racing experience! Special highlights with TWIN BUSCH motorsports! —



TWIN BUSCH also shows extreme commitment in motorsport and sponsors numerous well-known racing series and well-known drivers. As an official serial partner, TWIN BUSCH will compete in the ADAC GT Masters (with a total power of over 20,000 hp) and the DMV GTC.

The racing series will be broadcast live on free TV.

The TWIN BUSCH AUDI R8 LMS with its distinctive and eye-catching design always makes spectacular appearances.

In addition to retrospectively successful participation in the VLN endurance championship and the 24-hour race at the Nürburgring (the green hell), this is currently at various racing events on the grid. (e.g., DMV-GTC).

With the AUDI RS3 LMS TCR, TWIN BUSCH is the main sponsor of the successful Finnish racing driver and multiple winner Antti Buri in the racing series ADAC TCR-Germany and TCR-International.

Thrilling, exciting and dusty action is presented to us by Philip Geipel with his Skoda Fabia R5 with which he has already achieved numerous successes and attracts attention with his awesome TWIN BUSCH design. Also supported is the Mercedes AMG GT3 of the team Equipe Vitesse in the dynamic DMV GTC racing series.

The classic Porsche RSR also successfully rounds off the TWIN BUSCH look at the Youngtimer Trophy and the 24-hour Classics and is also causing a sensation there.



## — The big Twin Busch online shop —

Visit our large online shop at [www.twinbusch.de](http://www.twinbusch.de).

With our web portal we would like to introduce you to the wide variety of products we offer, to our company and our personnel.

Information about exhibitions, special offers, instruction manuals and videos can all be found here. Take a look inside you may well be surprised!



## — Logistics | Shipping | Collection —

Directly from our headquarters in D-64652 Bensheim, we dispatch ordered goods daily into each corner of the world. Whether wholesalers, companies, our subsidiaries or to private customers, our logistic team makes sure that orders are sent out promptly and without complication. As well as having our products delivered, we offer our clients the possibility to collect themselves. Of course it is also possible to collect directly from any of our subsidiaries.



## — Professional advice! / Ordering assumption | Service-Point | Consultation —

As well as offering professional advice at the point of sale, we can also provide individual product training at our headquarter in D-64625 Bensheim. In a relaxed atmosphere, we would like to pass on to our customers the KNOW-HOW and some tips and tricks of the trade based on years of experience.

Ordering, service, technical consultation. In our spacious offices you will always find the right contact person and corresponding contact points.

We are looking forward to your visit.

Contact us personally: Monday-Friday from 9 am - 6 pm  
Saturday from 10 am - 1 pm



Contact us personally: Monday-Friday from 9 am - 6 pm | Saturday from 10 am - 1 pm



**Like always a strong impression! Action pure on free TV!**

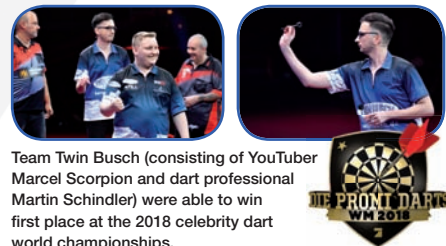
TWIN BUSCH an official team sponsor in the ProSieben TV total Stock Car Crash Challenge 2015!



Spectacular shows and an unforgettable evening with the prominent and victorious twinbusch.de team consisting of Axel Stein, Steffen Henssler and Christian Clerici. (left to right)



Twin Busch as an official team sponsor of the celebrity dart world championship



Team Twin Busch (consisting of YouTuber Marcel Scorpion and dart professional Martin Schindler) were able to win first place at the 2018 celebrity dart world championships.



Twin Busch as the official main sponsor of the Super Mittelgewicht WBO Championship



A combination of power and strength can not only be found at twin busch but also at the WBO World championship match in Super-Mittelgewicht between Arthur Abraham and Martin Murray.

Artur Abraham was able to win the match after 12 hard rounds in which Twin Busch as the main sponsor stood in the spotlight.



**Twin Busch products in professional use!**



Dealer / Saudi Arabia




Jean Pierre Kraemer | JP Performance



BMW-Museum (BMW 507 v. Elvis Presley)



**TWIN BUSCH press releases and reviews!**



The respective product reports can be found on our website by the relevant articles!

**Onlineshop: [www.twinbusch.co.uk](http://www.twinbusch.co.uk) (E-Mail: [info@twinbusch.co.uk](mailto:info@twinbusch.co.uk))**

TWIN BUSCH UK LTD | 9, Linnell Way | Telford Way Industrial Estate | NN16 8PS, Kettering (Northants) | +44 (0) 1536 522 960





**Benefit now! All from one source!**  
We offer a Germany-wide\* and particularly inexpensive assembly and delivery service

\*e. g. 2 post lift „Basic Line“ (TW 242 A)  
200 km for only 550 € (incl. taxes) delivery  
and inspection are included in the price.



**automechanika**

...again 2020  
...from 08.09.-12.09.20

Leading International automotive trade fair in Frankfurt am Main



You will find Twin Busch at all of the important national and international exhibitions.



Visit us at any of the main European automotive exhibitions, at the “Automechanika” in Frankfurt, the “Reifen Messe” in Essen, the AutoZum in Salzburg (Austria), the “Autopromotec” in Bologna (Italy) or at the “Equip Auto” in Paris (France) and convince yourself. We are looking forward to meeting you!

## Exhibition dates / Events

- |  |  |  |
|--|--|--|
| <ul style="list-style-type: none"> <li>• 12.09.-22.09.2019<br/>IAA Frankfurt (DE)</li> <li>• 15.10.-19.10.2019<br/>Equip Auto Paris (FR)</li> <li>• 08.11.-10.11.2019<br/>Epoq'auto Lyon (FR)</li> <li>• 08.11.-10.11.2019<br/>Classic Motor Show Birmingham (UK)</li> </ul> | <ul style="list-style-type: none"> <li>• 15.11.-17.11.2019<br/>Interclassics Brussels (BE)</li> <li>• 20.11.-24.11.2019<br/>Motorworld-Classics Berlin (DE)</li> <li>• 06.12.-08.12.2019<br/>Retro Classics Bavaria / Nürnberg (DE)</li> <li>• 11.02.-13.02.2020<br/>Auto Prof Gorinchen (DE)</li> </ul> | <ul style="list-style-type: none"> <li>• 08.09.-12.09.2020<br/>Automechanika Frankfurt (DE)</li> <li>• 25.03.-29.03.2020<br/>Techno Classica Essen (DE)</li> <li>• 03.04.-05.04.2020<br/>Veterama Hockenheim (DE)</li> </ul> |
|--|--|--|





# Headquarters

# International and German Establishments

Visit us at [www.twinbusch.de](http://www.twinbusch.de) and [facebook.com/twinbusch.germany](https://www.facebook.com/twinbusch.germany)



## Twin Busch UK LTD | Branch England

9, Linnell Way | Telford Way Industrial Estate  
NN16 8PS, Kettering (Northants), England  
Tel.: +44 (0) 1536 522 960  
[www.twinbusch.co.uk](http://www.twinbusch.co.uk) | E-Mail: [info@twinbusch.co.uk](mailto:info@twinbusch.co.uk)



company presentation



### Opening hours

(D-64625 Bensheim):

Mo-Fr: 9 am - 18 pm

Sa: 10 am - 1 pm



### Germany | Sales | Showroom | Department

## Twin Busch GmbH (Headquarters)

Amperestr. 1 | D-64625 Bensheim

Tel.: +49 (0) 6251-705 85-0 | Fax: +49 (0) 6251-705 85-29

[www.twinbusch.de](http://www.twinbusch.de) | E-Mail: [info@twinbusch.de](mailto:info@twinbusch.de)

### DE | Warehouse 1 | Technical Development

## Twin Busch GmbH

Werner-von-Siemens-Str. 31 | D-64625 Bensheim

(No Sales)

+49 (0) 6251-705 85-18 | [produktentwicklung@twinbusch.de](mailto:produktentwicklung@twinbusch.de)

### DE | Warehouse 2 | Technical Development (Offices)

## Twin Busch GmbH

Werner-von-Siemens-Str. 33 | D-64625 Bensheim

(No Sales)

+49 (0) 6251-705 85-21 | [aussenlager@twinbusch.de](mailto:aussenlager@twinbusch.de)



## Twin Busch GmbH | Branch Berlin

Blankenfelder Str. 1 | D-14974 Ludwigsfelde  
(Ortsteil Groß Schulzendorf / Berliner Ring)

Tel.: +49 (0) 3378 - 51 81 551

[www.twinbusch.de](http://www.twinbusch.de) | E-Mail: [berlin@twinbusch.de](mailto:berlin@twinbusch.de)



## Twin Busch GmbH | Branch Ruhrgebiet

Moselstr. 11 (Direkt an der A3) | D-45478 Mülheim an der Ruhr

Tel.: +49 (0) 208-740 416 20 | Fax: +49 (0) 208-740 416 40

[www.twinbusch.de](http://www.twinbusch.de) | E-Mail: [ruhrgebiet@twinbusch.de](mailto:ruhrgebiet@twinbusch.de)



## Twin Busch France Sarl | Branch France

6, Rue Louis Armand | 67620 Soufflenheim

Tel.: +33 (0) 3 88 94 35 38

[www.twinbusch.fr](http://www.twinbusch.fr) | E-Mail: [info@twinbusch.fr](mailto:info@twinbusch.fr)



## Twin Busch Nederland B.V. | Branch Netherlands

Alexander Bellstraat 4 | 7442DE Nijverdal

Tel.: +31 (0) 548 61 44 11

[www.twinbusch.nl](http://www.twinbusch.nl) | E-Mail: [info@twinbusch.nl](mailto:info@twinbusch.nl)



## Twin Busch Ibérica S.L. | Branch Spain

Pol. Ind. El Pla de Llerona | Calle Holanda 1

E-08520 Les Franqueses del Vallès (Barcelona)

Tel.: +34 937 645 953

[www.twinbusch.es](http://www.twinbusch.es) | E-Mail: [info@twinbusch.es](mailto:info@twinbusch.es)



## Twin Busch S.R.L. Garage Equipment Romania

### Branch Romania (Deva)

Str. Santuhaln Nr. 68 | RO-330037 Deva (Hunedoara)

Tel.: +40 (0) 722 596 123 | Fax: +40 (0) 354 730 031

[www.twinbusch.ro](http://www.twinbusch.ro) | E-Mail: [info@twinbusch.ro](mailto:info@twinbusch.ro)



## Twin Busch S.R.L. Garage Equipment Romania

### Branch Romania (Bukarest)

Soseaua Bucuresti-Urziceni Nr. 64C | Afumati RO-077010 Ilfov (Bucuresti)

Tel.: +40 (0) 765 521 741 | Fax: +40 (0) 314 379 461

[www.twinbusch.ro](http://www.twinbusch.ro) | E-Mail: [info@twinbusch.ro](mailto:info@twinbusch.ro)



## Twin Busch LP | Branch USA (Las Vegas)

730 W Cheyenne Ave | STE 90

North Las Vegas, NV 89030 | United States

Tel.: +1 (424) 465-0361

[www.twinbusch.com](http://www.twinbusch.com) | E-Mail: [sales@twinbusch.com](mailto:sales@twinbusch.com)



In all our stores you will find large exhibition areas, and local and German speaking staff

Prices valid at the time of printing | Text and pictures are examples and are non-binding | Printing errors and technical changes reserved | © TWIN BUSCH GmbH 11-2019